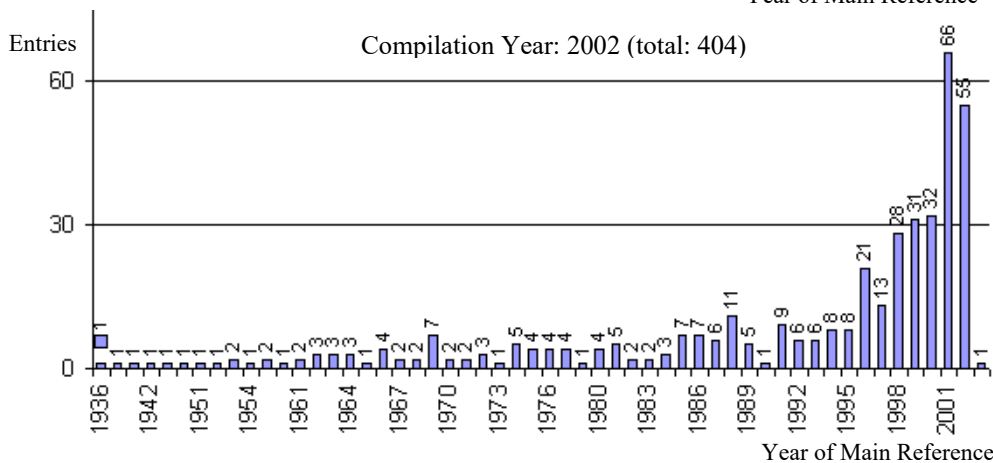
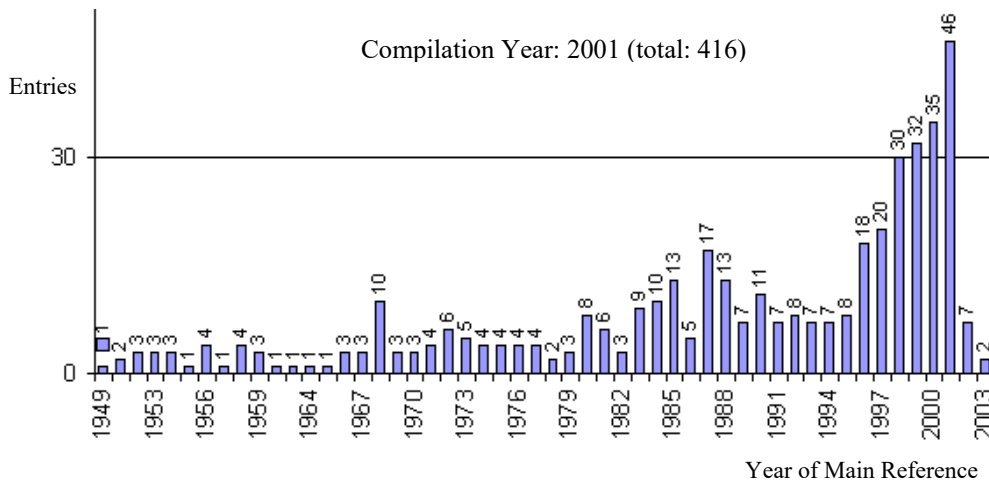
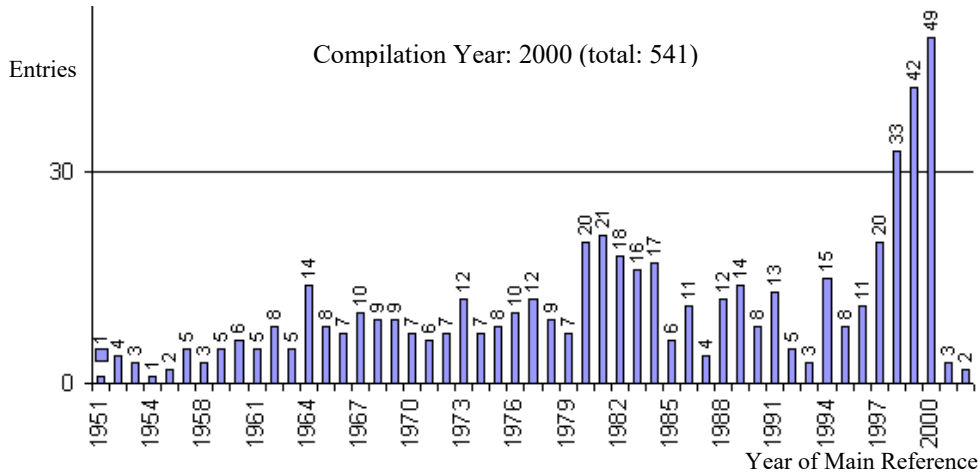


EXFOR Compilation Statistics

V.Zerkin, IAEA-NDS, 2004

Series of following graphs presents EXFOR compilation activity in relation to the time of publication.

- **Compilation Year:** year when the work was first time compiled (earliest in the History); it is often different from the year of appearance in the database (date of TRANS);
- **Main Reference:** first reference in EXFOR Entry; not necessarily the earliest publication of given experiment



Compilation through years	
Compil. Year	Entries
1961	1
1966	2
1967	26
1968	20
1969	56
1970	190
1971	295
1972	340
1973	235
1974	244
1975	290
1976	1803
1977	412
1978	523
1979	654
1980	877
1981	390
1982	455
1983	546
1984	534
1985	414
1986	361
1987	488
1988	333
1989	517
1990	225
1991	320
1992	206
1993	190
1994	229
1995	244
1996	355
1997	370
1998	419
1999	501
2000	541
2001	416
2002	404
2003	465
2004	381

