



INTERNATIONAL ATOMIC ENERGY AGENCY

## NUCLEAR DATA SERVICES

DOCUMENTATION SERIES OF THE IAEA NUCLEAR DATA SECTION

---

IAEA-NDS-221

March 2015

# POINT 2015: ENDF/B-VII.1 Final Temperature Dependent Cross Section Library

by

Dermott E. Cullen

National Nuclear Data Center, BNL, alumnus

Nuclear Data Section, IAEA, Vienna, alumnus

University of California, LLNL, retired

1466 Hudson Way

Livermore, CA 94550

E.Mail: [RedCullen1@comcast.net](mailto:RedCullen1@comcast.net)

Website: <http://home.comcast.net/~redcullen1>

**Abstract:** This report is one in the series of “POINT” reports that over the years have presented temperature dependent cross sections for the then current version of ENDF/B. In each case I have used my personal computer at home and publicly available data and codes: 1) publicly available nuclear data (the current ENDF/B data, available on-line at the National Nuclear Data Center, Brookhaven National Laboratory, <http://www.nndc.bnl.gov/>) and, 2) publicly available computer codes (the current PREPRO codes, available on-line at the Nuclear Data Section, IAEA, Vienna, Austria, <https://www-nds.iaea.org/public/endl/prepro/>) and, 3) My own personal computer located in my home. I have used these in combination to produce the temperature dependent cross sections used in applications and described in this report. I should mention that today anyone with a personal computer can produce these results: by its very nature I consider this data to be born in the public domain.

---

Nuclear Data Section  
International Atomic Energy Agency  
P.O. Box 100  
A-1400 Vienna  
Austria

E-mail: [NDS.Contact-Point@iaea.org](mailto:NDS.Contact-Point@iaea.org)

Fax: (43-1)26007

Telephone: (43-1)2600-21725

Web: <http://www-nds.iaea.org>

---

## **Disclaimer**

Neither the author nor anybody else makes any warranty, expressed or implied, or assumes any legal liability or responsibility for the accuracy, completeness or usefulness of any information disclosed, or represents that its use would not infringe privately owned rights.

The IAEA-NDS would appreciate any comment on this report at: [NDS.Contact-Point@iaea.org](mailto:NDS.Contact-Point@iaea.org).

The IAEA-NDS-reports should not be considered as formal publications. When a nuclear data library is sent out by the IAEA Nuclear Data Section, it will be accompanied by an IAEA-NDS-report which should give the data user all necessary documentation on contents, format and origin of the data library.

IAEA-NDS-reports are updated whenever there is additional information of relevance to the users of the data library.

For citations care should be taken that credit is given to the author of the data library and/or to the data center which issued the data library. The editor of the IAEA-NDS-report is usually not the author of the data library.

Vienna, March 2015

# **POINT 2015: ENDF/B-VII.1 Final Temperature Dependent Cross Section Library**

by

**Dermott E. Cullen**

**National Nuclear Data Center, BNL, alumnus**

**Nuclear Data Section, IAEA, Vienna, alumnus**

**University of California, LLNL, retired**

**1466 Hudson Way**

**Livermore, CA 94550**

**E.Mail: [RedCullen1@comcast.net](mailto:RedCullen1@comcast.net)**

**Website: <http://home.comcast.net/~redcullen1>**

**March 14, 2015**

## Contents

|   |    |
|---|----|
| Overview.....   | 1  |
| POINT 2015 versus POINT 2012.....   | 1  |
| Introduction: POINT 2015: ENDF/B-VII.1 Final.....   | 8  |
| PREPRO 2015 Codes .....   | 9  |
| Data Processing.....  | 10 |
| Accuracy of Results .....   | 11 |
| Contents of the Library .....   | 11 |
| Requesting POINT 2015 Data .....  | 12 |
| Installation and Use of POINT 2015.....   | 13 |
| Acknowledgments.....  | 13 |
| References.....   | 14 |
| <br>  |    |
| Appendix A: Contents of ENDF/B-VII.1 (32 new + 391 old = 423 total evaluations) .....           | 15 |
| Appendix B: Elemental vs. Isotopic Evaluations.....   | 16 |
| Appendix C: Completeness of VII.1 and VII.0.....  | 17 |
| Appendix D: Summary of $\langle \nu(E) \rangle$ for all isotopes in ENDF/B-VII.1 and VII.0..... | 20 |
| Appendix E: The Effects of Temperature and Doppler Broadening.....                              | 22 |

## Overview

This report is one in the series of “POINT” reports that over the years have presented temperature dependent cross sections for the then current version of ENDF/B [R1]. In each case I have used my personal computer at home and publicly available data and codes:

- 1) publicly available nuclear data (the current ENDF/B data, available on-line at the National Nuclear Data Center, Brookhaven National Laboratory, <http://www.nndc.bnl.gov/>) and,
- 2) publicly available computer codes (the current PREPRO codes, available on-line at the Nuclear Data Section, IAEA, Vienna, Austria, <https://www-nds.iaea.org/public/endl/prepro/>) and,
- 3) My own personal computer located in my home.

I have used these in combination to produce the temperature dependent cross sections used in applications and described in this report. I should mention that today anyone with a personal computer can produce these results: by its very nature I consider this data to be born in the public domain.

## POINT 2015 versus POINT 2012

Both POINT 2012 and POINT 2015 are based on exactly the same ENDF/B-VII.1 evaluations. The difference between them is due to what we have learned over the last three years and how this experience has been incorporated into the ENDF/B Pre-Processing codes (PREPRO 2015) that were used to create POINT 2015. Compared to earlier versions of the PREPRO codes the 2015 version has the following features,

**FORTRAN, C C++ Compatible ENDF results:** I have added the ENDF2C code to PREPRO, to insure that ALL PREPRO output in the ENDF format are completely FORTRAN, C and C++ compatible. As of today (January 2015) evaluated data even from major code centers are still not completely FORTRAN, C and C++ compatible. Therefore when I begin pre-processing any evaluation the first PREPRO code I run is ENDF2C to insure that ALL ENDF formatted output in subsequent codes are completely compatible. This is a very important step: it would be such a shame if after all of the effort invested to produce accurate results it cannot be accurately read and used by application codes. If as recommended you ALWAYS use ENDF2C first will be able to avoid this problem. PREPRO2015 also uses the current ENDF convention that sequence numbers start at 1 for each section (MAT/MF/MT), instead of the older convention starting at 1 for each material (MAT).

**Before ENDF2C**

```

1.002000+3 1.996800+0          0          0          0          0 128 3 1 125
0.000000+0 0.000000+0          0          0          1        149 128 3 1 126
      149      2
1.000000-5 3.420300+0 1.000000-4 3.403000+0 2.530000-2 3.395510+0 128 3 1 128
1.000000+2 3.395010+0 1.000000+3 3.394900+0 2.000000+3 3.394800+0 128 3 1 129
3.000000+3 3.394400+0 4.000000+3 3.389400+0 5.000000+3 3.385000+0 128 3 1 130
1.000000+4 3.367000+0 2.000000+4 3.342000+0 3.000000+4 3.321000+0 128 3 1 131
4.000000+4 3.302000+0 5.000002+4 3.285000+0 6.000002+4 3.270000+0 128 3 1 132

```

**After ENDF2C**

```

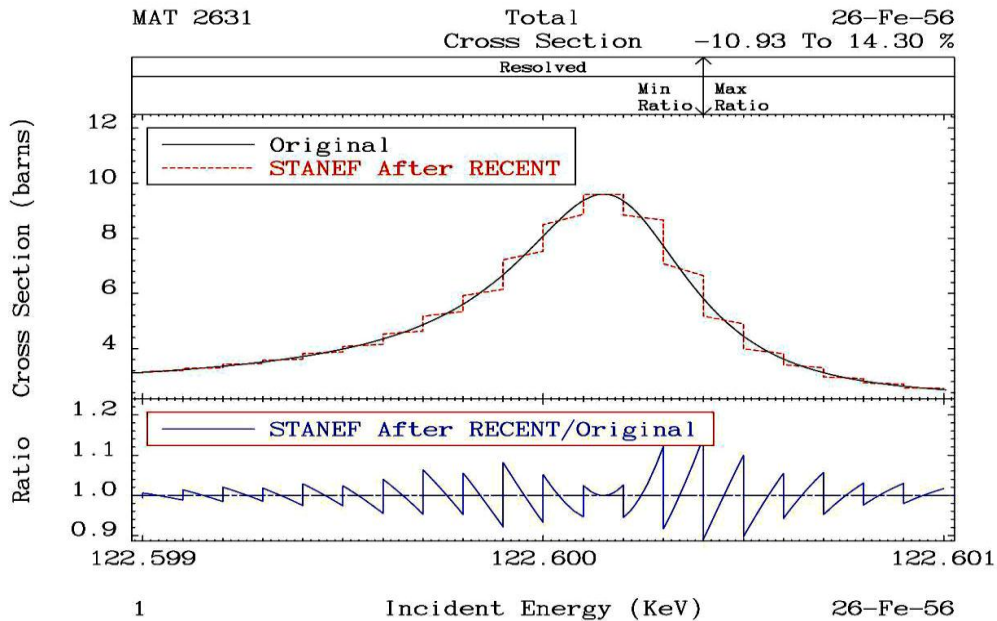
1002.00000 1.99680000          0          0          0          0 128 3 1 1
0.0      0.0      0      0      1        149 128 3 1 2
      149      2
1.000000E-5 3.42030000 1.000000E-4 3.40300000 .025300000 3.39551000 128 3 1 4
100.000000 3.39501000 1000.00000 3.39490000 2000.00000 3.39480000 128 3 1 5
3000.00000 3.39440000 4000.00000 3.38940000 5000.00000 3.38500000 128 3 1 6
10000.0000 3.36700000 20000.0000 3.34200000 30000.0000 3.32100000 128 3 1 7
40000.0000 3.30200000 50000.0200 3.28500000 60000.0200 3.27000000 128 3 1 8

```

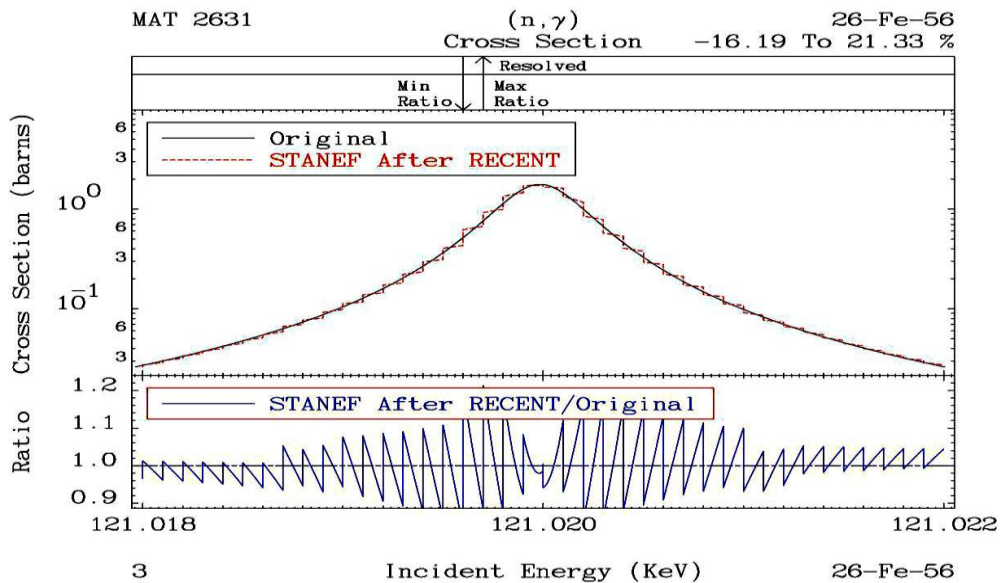
Note that in the above example we can see that the numerical values are EXACTY the same in both cases. However, the ENDF2C output include 9 digits of precision, and is completely FORTRAN, C and C++ compatible. In comparison the ENDF 7-digit, so called “E-less” data, such as 1.234567+3 (as opposed to 1234.56789) is not standard in any computer language, and can lead to errors in interpretation when codes attempt to read this data.

**PREPRO uses 9 or 10 digit precision for all ENDF output.** For example consider: 9 digits: 12324.56789, versus 7 digits: 1.234567+3. Here in we can see that the 9 digit output is a hundred times more precise compared to the 7 digit output. This is very important for narrow milli-eV wide resonances in the keV or today even in the MeV energy range. Below I show the difference between PREPRO 2015 output data using 9 or 10 digits of accuracy compared to STANEF using 7 digits. To see the real danger of using 7-digit output with today's modern evaluations let's see what happens when we run the 9-digit RECENT output through STANEF and truncate it to 7-digits.

**Total showing differences up to 14.3% differences,**



**Capture showing differences up to 21.3% difference,**



Here we see that the 7-digit output is unable to accurately define the shape of these resonances – this is IMPORTANT to understand, so let me repeat: it is PHYSICALLY IMPOSSIBLE. Rather than the smooth profile produced by the RECENT 9-digit output, the 7-digit STANEF output produces **Ziggurats = stepped pyramids**. To understand the problem we need merely compare the 9-digit RECENT output near the peak of the resonance,

|            |            |            |            |            |                |   |   |      |
|------------|------------|------------|------------|------------|----------------|---|---|------|
| 122600.007 | 8.18440080 | 122600.018 | 8.34734256 | 122600.021 | 8.391426722631 | 3 | 1 | 6030 |
| 122600.028 | 8.49343634 | 122600.055 | 8.86885730 | 122600.077 | 9.139853322631 | 3 | 1 | 6031 |
| 122600.099 | 9.36221564 | 122600.120 | 9.51387393 | 122600.131 | 9.565109362631 | 3 | 1 | 6032 |
| 122600.142 | 9.59483076 | 122600.153 | 9.60178112 | 122600.164 | 9.585085692631 | 3 | 1 | 6033 |
| 122600.176 | 9.53939892 | 122600.178 | 9.52899291 | 122600.180 | 9.517793222631 | 3 | 1 | 6034 |
| 122600.182 | 9.50580250 | 122600.184 | 9.49302393 | 122600.196 | 9.400050502631 | 3 | 1 | 6035 |
| 122600.207 | 9.29106975 | 122600.218 | 9.16076388 | 122600.229 | 9.010880802631 | 3 | 1 | 6036 |
| 122600.240 | 8.84348060 | 122600.251 | 8.66085453 | 122600.261 | 8.483667022631 | 3 | 1 | 6037 |
| 122600.283 | 8.06587838 | 122600.305 | 7.62540465 | 122600.319 | 7.341331292631 | 3 | 1 | 6038 |
| 122600.332 | 7.07896654 | 122600.354 | 6.64519685 | 122600.375 | 6.250366772631 | 3 | 1 | 6039 |
| 122600.397 | 5.86278292 | 122600.419 | 5.50514627 | 122600.441 | 5.178659552631 | 3 | 1 | 6040 |
| 122600.462 | 4.89577103 | 122600.484 | 4.62825344 | 122600.505 | 4.398676332631 | 3 | 1 | 6041 |
| 122600.527 | 4.18301692 | 122600.549 | 3.99047205 | 122600.571 | 3.818722112631 | 3 | 1 | 6042 |
| 122600.592 | 3.67214930 | 122600.614 | 3.53482178 | 122600.625 | 3.471802962631 | 3 | 1 | 6043 |
| 122600.636 | 3.41225491 | 122600.658 | 3.30276311 | 122600.679 | 3.209061382631 | 3 | 1 | 6044 |
| 122600.701 | 3.12093801 | 122600.722 | 3.04533219 | 122600.744 | 2.974035832631 | 3 | 1 | 6045 |
| 122600.766 | 2.90992540 | 122600.788 | 2.85219006 | 122600.809 | 2.802371112631 | 3 | 1 | 6046 |
| 122600.831 | 2.75512041 | 122600.853 | 2.71238188 | 122600.875 | 2.673669622631 | 3 | 1 | 6047 |
| 122600.896 | 2.64007944 | 122600.918 | 2.60804847 | 122600.939 | 2.580185982631 | 3 | 1 | 6048 |
| 122600.961 | 2.55355301 | 122600.983 | 2.52927697 | 122601.005 | 2.507124522631 | 3 | 1 | 6049 |

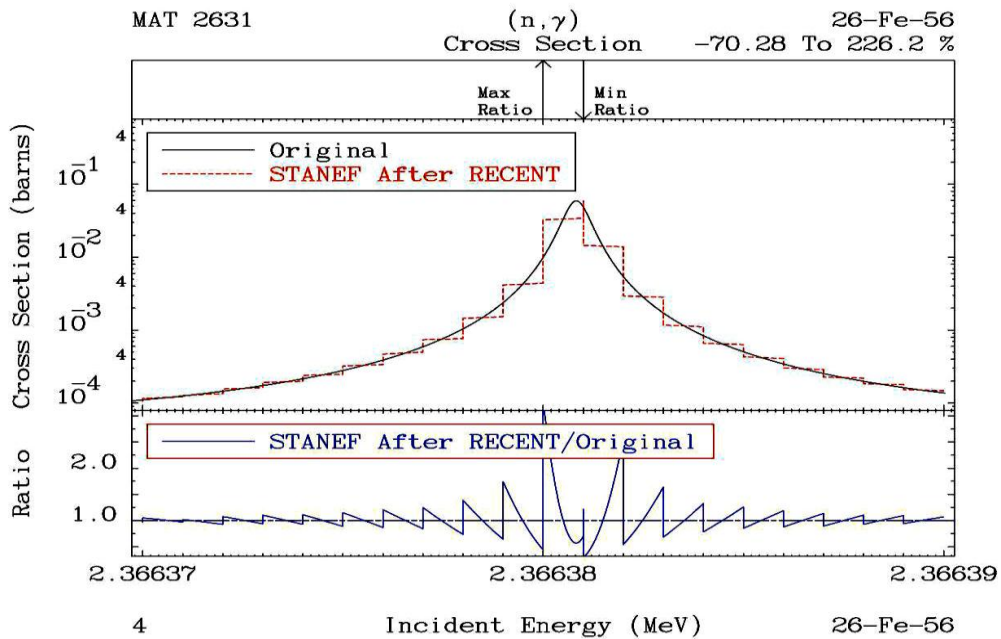
To the STANEF 7-digit output over the same energy range,

|            |            |            |            |            |                |   |   |      |
|------------|------------|------------|------------|------------|----------------|---|---|------|
| 1.226000+5 | 8.184401+0 | 1.226000+5 | 8.347343+0 | 1.226000+5 | 8.391427+02631 | 3 | 1 | 4518 |
| 1.226000+5 | 8.493436+0 | 1.226001+5 | 8.868857+0 | 1.226001+5 | 9.139853+02631 | 3 | 1 | 4519 |
| 1.226001+5 | 9.362216+0 | 1.226001+5 | 9.513874+0 | 1.226001+5 | 9.565109+02631 | 3 | 1 | 4520 |
| 1.226001+5 | 9.594831+0 | 1.226002+5 | 9.601781+0 | 1.226002+5 | 9.585086+02631 | 3 | 1 | 4521 |
| 1.226002+5 | 9.539399+0 | 1.226002+5 | 9.528993+0 | 1.226002+5 | 9.517793+02631 | 3 | 1 | 4522 |
| 1.226002+5 | 9.505802+0 | 1.226002+5 | 9.493024+0 | 1.226002+5 | 9.400051+02631 | 3 | 1 | 4523 |
| 1.226002+5 | 9.291070+0 | 1.226002+5 | 9.160764+0 | 1.226002+5 | 9.010881+02631 | 3 | 1 | 4524 |
| 1.226002+5 | 8.843481+0 | 1.226003+5 | 8.660855+0 | 1.226003+5 | 8.483667+02631 | 3 | 1 | 4525 |
| 1.226003+5 | 8.065878+0 | 1.226003+5 | 7.625405+0 | 1.226003+5 | 7.341331+02631 | 3 | 1 | 4526 |
| 1.226003+5 | 7.078967+0 | 1.226004+5 | 6.645197+0 | 1.226004+5 | 6.250367+02631 | 3 | 1 | 4527 |
| 1.226004+5 | 5.862783+0 | 1.226004+5 | 5.505146+0 | 1.226004+5 | 5.178660+02631 | 3 | 1 | 4528 |
| 1.226005+5 | 4.895771+0 | 1.226005+5 | 4.628253+0 | 1.226005+5 | 4.398676+02631 | 3 | 1 | 4529 |
| 1.226005+5 | 4.183017+0 | 1.226005+5 | 3.990472+0 | 1.226006+5 | 3.818722+02631 | 3 | 1 | 4530 |
| 1.226006+5 | 3.672149+0 | 1.226006+5 | 3.534822+0 | 1.226006+5 | 3.471803+02631 | 3 | 1 | 4531 |
| 1.226006+5 | 3.412255+0 | 1.226007+5 | 3.302763+0 | 1.226007+5 | 3.209061+02631 | 3 | 1 | 4532 |
| 1.226007+5 | 3.120938+0 | 1.226007+5 | 3.045332+0 | 1.226007+5 | 2.974036+02631 | 3 | 1 | 4533 |
| 1.226008+5 | 2.909925+0 | 1.226008+5 | 2.852190+0 | 1.226008+5 | 2.802371+02631 | 3 | 1 | 4534 |
| 1.226008+5 | 2.755120+0 | 1.226009+5 | 2.712382+0 | 1.226009+5 | 2.673670+02631 | 3 | 1 | 4535 |
| 1.226009+5 | 2.640079+0 | 1.226009+5 | 2.608048+0 | 1.226009+5 | 2.580186+02631 | 3 | 1 | 4536 |
| 1.226010+5 | 2.553553+0 | 1.226010+5 | 2.529277+0 | 1.226010+5 | 2.507125+02631 | 3 | 1 | 4537 |

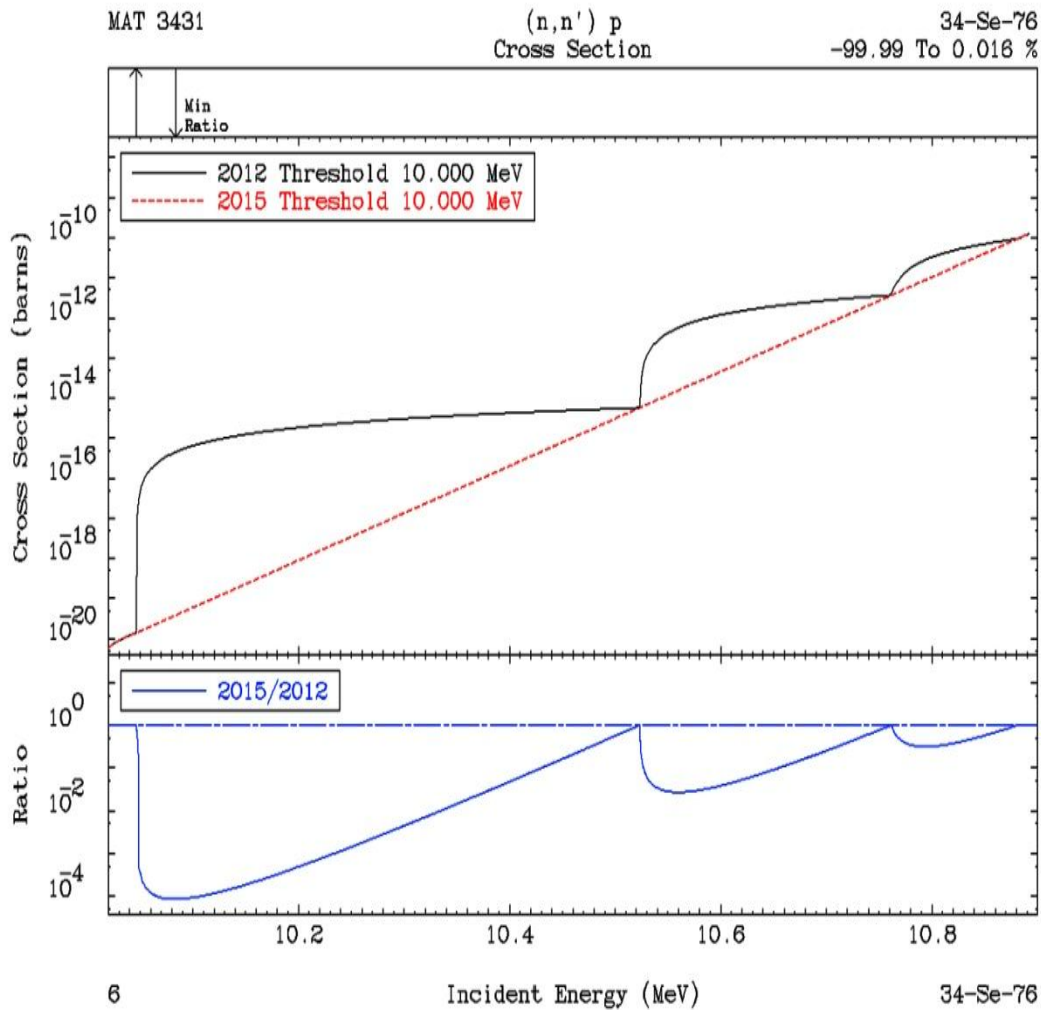
Here the entire shape of the resonance is between 122.599 keV and 122.601 keV, and we can see that all of the above tabulated points in both tables start with EXACTLY the same six digit energy 122600. This means that with 9-digit RECENT output we only have three digits with which to define the entire shape of the resonance, which is adequate, but with 7-digit STANEF output we only have one digit!!!!, which is far from adequate. Compare what should be EXACTLY the same energy points that I have highlighted, and you will see smooth variation of the 9-digit RECENT energies, but **ALL OF THE HIGHLIGHTED 7-DIGIT STANEF ENERGIES ARE EXACTLY THE SAME VALUE, 1226600.2 eV**, which is what is causing the Ziggurats (stepped pyramids) that we see in the above figures = a constant X value (energy) and a range of Y values (cross sections), creating a vertical STEP in the above figure = nonsense, completely due to nothing but truncating to 7-digit energies.



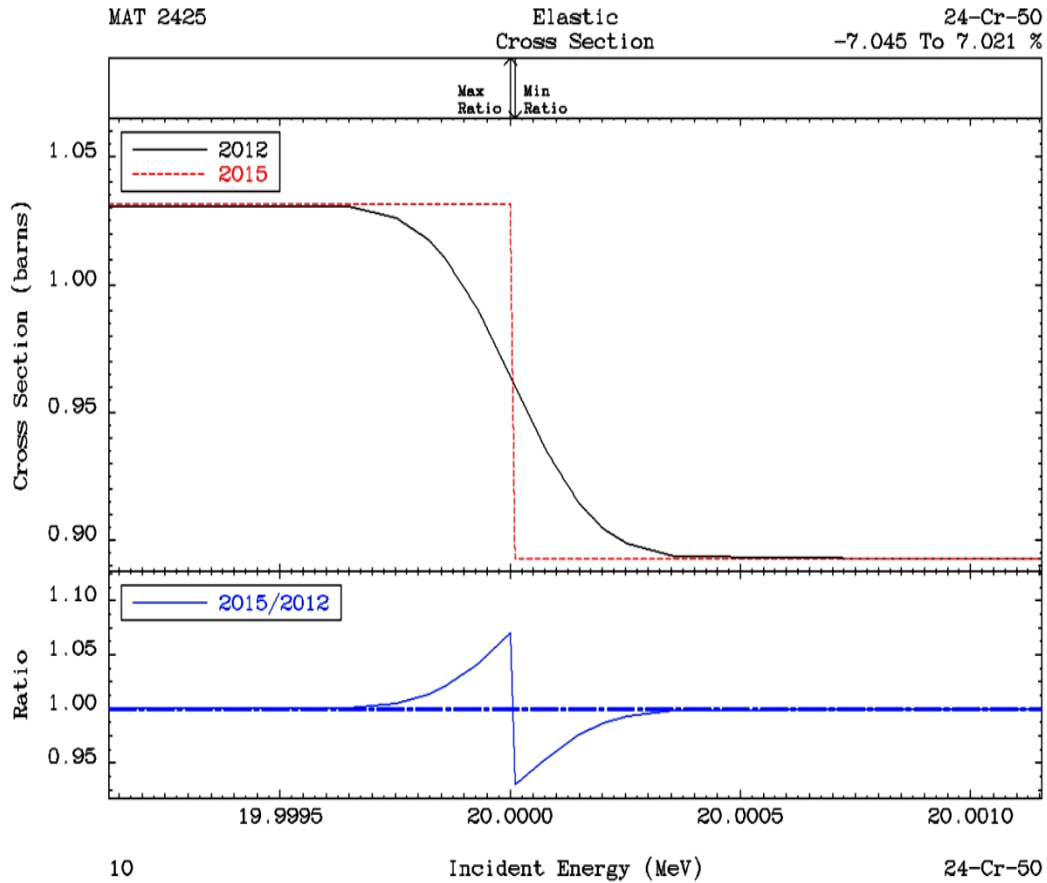
The bottom line here is to understand that due to the details included in modern evaluations it is **physically impossible for 7-digit output to accurately represent the energy dependent cross sections to anywhere near our target allowable uncertainty (0.1%)**. In this case we find differences in the total of over 14% and in capture over 21%; see the above plots = **140 to 210 times our target uncertainty of 0.1%**. Be aware that these are not isolated differences in a few resonances; we see these differences over the entire resolved resonance energy range, and this isn't even the worse case, e.g., the latest Fe56 evaluation includes resonances well up into the MeV range, an order of magnitude higher in energy than the resonances shown in the above figures. Below is but one example of a capture resonance in the MeV range **where truncating from 9-digits to 7-digits results in differences of up to 226% = over a factor of 2!!!!**



**Improved BEST Input Parameters**, based on extensive use of the earlier versions of the PREPRO codes. Of particular note is decreasing the minimum cross section from  $10^{-10}$  to  $10^{-30}$  barns to be linearized (tabulated data below the minimum are copied, ignoring the ENDF interpolation code). This has a rather dramatic effect, particularly on (neutron, charged particle) reactions, which often have long, slowly decreasing tails toward the reaction threshold. In the below example the evaluator tabulated values of the cross sections down to below  $10^{-20}$  barn s using log-log interpolation (INT=5). PREPRO2012 ignored the interpolation code below  $10^{-10}$  and copied the original tabulated values and indicated lin-lin interpolation (INT=2). In contrast PREPRO2015 linearized the cross sections over the entire tabulated range. Here the cross section can be quite small, but extend over a large energy range, so there might be an integral effect; in the below plot interpolated values differ by up to a factor of 1 million. Since this extension has only a minor effect on the overall size of the pre-processed ENDF data it is now accurately included.



**Doppler Broadening High Energy Cutoff:** Today many modern evaluations extend to very high energies well above the traditional ENDF 20 MeV end for evaluations. In these cases the theoretical models used for the evaluations often change at or near 20 MeV, which can cause an abrupt change (a non-physical discontinuity) in cross sections. To compensate for the “intent” of the evaluators, PREPRO Doppler broadening now only extends up to 10 MeV. This has the effect of **making the “discontinuities” in the cross section at or near 20 MeV, temperature independent**, which I judge to be the “intent” of the evaluators.



**Introduction: POINT 2015: ENDF/B-VII.1 Final**

The latest **ENDF/B-VII.1 Final** data library was recently released and is now freely available through the National Nuclear Data Center (NNDC), Brookhaven National Laboratory. **This release completely supersedes all preceding releases of ENDF/B.**

Individual files and/or the complete tarball can also be downloaded from:

<http://www.nndc.bnl.gov/>

Compared to VII.0 which included 393 evaluations, VII.1 included 423 evaluations; this includes 32 new evaluations; 2 natural evaluations were dropped (23-V – Nat, and 30-Zn-Nat). The 32 new evaluations are; note the isotopes of 23-V and 30-Zn; these have replaced the natural evaluations in VII.0.

**32 New Evaluation in VII.1 (not in VII.0)**

|          |          |           |           |           |           |           |            |
|----------|----------|-----------|-----------|-----------|-----------|-----------|------------|
| 23-V-50  | 30-Zn-66 | 69-Tm-168 | 74-W-180  | 91-Pa-229 | 93-Np-234 | 97-Bk-246 | 98-Cf-248  |
| 23-V-51  | 30-Zn-67 | 69-Tm-169 | 81-Tl-203 | 91-Pa-230 | 95-Am-440 | 97-Bk-247 | 99-Es-251  |
| 30-Zn-64 | 30-Zn-68 | 69-Tm-170 | 81-Tl-205 | 92-U-230  | 96-Cm-240 | 97-Bk-248 | 99-Es-252  |
| 30-Zn-65 | 30-Zn-70 | 73-Ta-180 | 90-Th-231 | 92-U-231  | 97-Bk-245 | 98-Cf-246 | 99-Es-254m |

**423 Evaluations in VII.1 (32 new evaluations in RED)**

|          |           |          |            |            |           |            |           |           |            |
|----------|-----------|----------|------------|------------|-----------|------------|-----------|-----------|------------|
| 1-H -1   | 20-Ca-44  | 32-Ge-74 | 42-Mo-92   | 49-In-115  | 54-Xe-131 | 61-Pm-147  | 68-Er-166 | 88-Ra-224 | 94-Pu-242  |
| 1-H -2   | 20-Ca-46  | 32-Ge-76 | 42-Mo-94   | 50-Sn-112  | 54-Xe-132 | 61-Pm-148  | 68-Er-167 | 88-Ra-225 | 94-Pu-243  |
| 1-H -3   | 20-Ca-48  | 33-As-74 | 42-Mo-95   | 50-Sn-113  | 54-Xe-133 | 61-Pm-148m | 68-Er-168 | 88-Ra-226 | 94-Pu-244  |
| 2-He-3   | 21-Sc-45  | 33-As-75 | 42-Mo-96   | 50-Sn-114  | 54-Xe-134 | 61-Pm-149  | 68-Er-170 | 89-Ac-225 | 94-Pu-246  |
| 2-He-4   | 22-Ti-46  | 34-Se-74 | 42-Mo-97   | 50-Sn-115  | 54-Xe-135 | 61-Pm-151  | 69-Tm-168 | 89-Ac-226 | 95-Am-240  |
| 3-Li-6   | 22-Ti-47  | 34-Se-76 | 42-Mo-98   | 50-Sn-116  | 54-Xe-136 | 62-Sm-144  | 69-Tm-169 | 89-Ac-227 | 95-Am-241  |
| 3-Li-7   | 22-Ti-48  | 34-Se-77 | 42-Mo-99   | 50-Sn-117  | 55-Cs-133 | 62-Sm-147  | 69-Tm-170 | 90-Th-227 | 95-Am-242  |
| 4-Be-7   | 22-Ti-49  | 34-Se-78 | 42-Mo-100  | 50-Sn-118  | 55-Cs-134 | 62-Sm-148  | 71-Lu-175 | 90-Th-228 | 95-Am-242m |
| 4-Be-9   | 22-Ti-50  | 34-Se-79 | 43-Tc-99   | 50-Sn-119  | 55-Cs-135 | 62-Sm-149  | 71-Lu-176 | 90-Th-229 | 95-Am-243  |
| 5-B -10  | 23-V -50  | 34-Se-80 | 44-Ru-96   | 50-Sn-120  | 55-Cs-136 | 62-Sm-150  | 72-Hf-174 | 90-Th-230 | 95-Am-244  |
| 5-B -11  | 23-V -51  | 34-Se-82 | 44-Ru-98   | 50-Sn-122  | 55-Cs-137 | 62-Sm-151  | 72-Hf-176 | 90-Th-231 | 95-Am-244m |
| 6-C -Nat | 24-Cr-50  | 35-Br-79 | 44-Ru-99   | 50-Sn-123  | 56-Ba-130 | 62-Sm-152  | 72-Hf-177 | 90-Th-232 | 96-Cm-240  |
| 7-N -14  | 24-Cr-52  | 35-Br-81 | 44-Ru-100  | 50-Sn-124  | 56-Ba-132 | 62-Sm-153  | 72-Hf-178 | 90-Th-233 | 96-Cm-241  |
| 7-N -15  | 24-Cr-53  | 36-Kr-78 | 44-Ru-101  | 50-Sn-125  | 56-Ba-133 | 62-Sm-154  | 72-Hf-179 | 90-Th-234 | 96-Cm-242  |
| 8-O -16  | 24-Cr-54  | 36-Kr-80 | 44-Ru-102  | 50-Sn-126  | 56-Ba-134 | 62-Sm-151  | 72-Hf-180 | 91-Pa-229 | 96-Cm-243  |
| 8-O -17  | 25-Mn-55  | 36-Kr-82 | 44-Ru-103  | 51-Sb-121  | 56-Ba-135 | 63-Eu-152  | 73-Ta-180 | 91-Pa-230 | 96-Cm-244  |
| 9-F -19  | 26-Fe-54  | 36-Kr-83 | 44-Ru-104  | 51-Sb-123  | 56-Ba-136 | 63-Eu-153  | 73-Ta-181 | 91-Pa-231 | 96-Cm-245  |
| 11-Na-22 | 26-Fe-56  | 36-Kr-84 | 44-Ru-105  | 51-Sb-124  | 56-Ba-137 | 63-Eu-154  | 73-Ta-182 | 91-Pa-232 | 96-Cm-246  |
| 11-Na-23 | 26-Fe-57  | 36-Kr-85 | 44-Ru-106  | 51-Sb-125  | 56-Ba-138 | 63-Eu-155  | 74-W -182 | 91-Pa-233 | 96-Cm-247  |
| 12-Mg-24 | 26-Fe-58  | 36-Kr-86 | 45-Rh-103  | 51-Sb-126  | 56-Ba-140 | 63-Eu-156  | 74-W -183 | 92-U -230 | 96-Cm-248  |
| 12-Mg-25 | 27-Co-58  | 37-Rb-85 | 45-Rh-105  | 52-Te-120  | 57-La-138 | 63-Eu-157  | 74-W -184 | 92-U -231 | 96-Cm-249  |
| 12-Mg-26 | 27-Co-58m | 37-Rb-86 | 46-Pd-102  | 52-Te-122  | 57-La-139 | 64-Gd-152  | 74-W -186 | 92-U -232 | 96-Cm-250  |
| 13-Al-27 | 27-Co-59  | 37-Rb-87 | 46-Pd-104  | 52-Te-123  | 57-La-140 | 64-Gd-153  | 75-Re-185 | 92-U -233 | 97-Bk-245  |
| 14-Si-28 | 28-Ni-58  | 38-Sr-84 | 46-Pd-105  | 52-Te-124  | 58-Ce-136 | 64-Gd-154  | 75-Re-187 | 92-U -234 | 97-Bk-246  |
| 14-Si-29 | 28-Ni-59  | 38-Sr-86 | 46-Pd-106  | 52-Te-125  | 58-Ce-138 | 64-Gd-155  | 77-Ir-191 | 92-U -235 | 97-Bk-247  |
| 14-Si-30 | 28-Ni-60  | 38-Sr-87 | 46-Pd-107  | 52-Te-126  | 58-Ce-139 | 64-Gd-156  | 77-Ir-193 | 92-U -236 | 97-Bk-248  |
| 15-P -31 | 28-Ni-61  | 38-Sr-88 | 46-Pd-108  | 52-Te-127m | 58-Ce-140 | 64-Gd-157  | 79-Au-197 | 92-U -237 | 97-Bk-249  |
| 16-S -32 | 28-Ni-62  | 38-Sr-89 | 46-Pd-110  | 52-Te-128  | 58-Ce-141 | 64-Gd-158  | 80-Hg-196 | 92-U -238 | 97-Bk-250  |
| 16-S -33 | 28-Ni-64  | 38-Sr-90 | 47-Ag-107  | 52-Te-129m | 58-Ce-142 | 64-Gd-160  | 80-Hg-198 | 92-U -239 | 98-Cf-246  |
| 16-S -34 | 29-Cu-63  | 39-Y -89 | 47-Ag-109  | 52-Te-130  | 58-Ce-143 | 65-Tb-159  | 80-Hg-199 | 92-U -240 | 98-Cf-248  |
| 16-S -36 | 29-Cu-65  | 39-Y -90 | 47-Ag-110m | 52-Te-132  | 58-Ce-144 | 65-Tb-160  | 80-Hg-200 | 92-U -241 | 98-Cf-249  |
| 17-Cl-35 | 30-Zn-64  | 39-Y -91 | 47-Ag-111  | 53-I -127  | 59-Pr-141 | 66-Dy-156  | 80-Hg-201 | 93-Np-234 | 98-Cf-250  |
| 17-Cl-37 | 30-Zn-65  | 40-Zr-90 | 48-Cd-106  | 53-I -129  | 59-Pr-142 | 66-Dy-158  | 80-Hg-202 | 93-Np-235 | 98-Cf-251  |
| 18-Ar-36 | 30-Zn-66  | 40-Zr-91 | 48-Cd-108  | 53-I -130  | 59-Pr-143 | 66-Dy-160  | 80-Hg-203 | 93-Np-236 | 98-Cf-252  |
| 18-Ar-38 | 30-Zn-67  | 40-Zr-92 | 48-Cd-110  | 53-I -131  | 60-Nd-142 | 66-Dy-161  | 80-Hg-204 | 93-Np-237 | 98-Cf-253  |
| 18-Ar-40 | 30-Zn-68  | 40-Zr-93 | 48-Cd-111  | 53-I -135  | 60-Nd-143 | 66-Dy-162  | 81-Tl-203 | 93-Np-238 | 98-Cf-254  |
| 19-K -39 | 30-Zn-70  | 40-Zr-94 | 48-Cd-112  | 54-Xe-123  | 60-Nd-144 | 66-Dy-163  | 81-Tl-205 | 93-Np-239 | 99-Es-251  |
| 19-K -40 | 31-Ga-69  | 40-Zr-95 | 48-Cd-113  | 54-Xe-124  | 60-Nd-145 | 66-Dy-164  | 82-Pb-204 | 94-Pu-236 | 99-Es-252  |
| 19-K -41 | 31-Ga-71  | 40-Zr-96 | 48-Cd-114  | 54-Xe-126  | 60-Nd-146 | 67-Ho-165  | 82-Pb-206 | 94-Pu-237 | 99-Es-253  |
| 20-Ca-40 | 32-Ge-70  | 41-Nb-93 | 48-Cd-115m | 54-Xe-128  | 60-Nd-147 | 67-Ho-166m | 82-Pb-207 | 94-Pu-238 | 99-Es-254  |
| 20-Ca-42 | 32-Ge-72  | 41-Nb-94 | 48-Cd-116  | 54-Xe-129  | 60-Nd-148 | 68-Er-162  | 82-Pb-208 | 94-Pu-239 | 99-Es-254m |
| 20-Ca-43 | 32-Ge-73  | 41-Nb-95 | 49-In-113  | 54-Xe-130  | 60-Nd-150 | 68-Er-164  | 83-Bi-209 | 94-Pu-240 | 99-Es-255  |
|          |           |          |            |            |           |            | 88-Ra-223 | 94-Pu-241 | 100-Fm-255 |

**PREPRO 2015 Codes**

In addition to the changes in the ENDF/B-VII.1 evaluations, it should be noted that between the last version of this report, where the PREPRO 2012 codes were used, and the current version, where the PREPRO 2015 codes were used, there have been improvements in the ENDF/B Pre-processing codes (PREPRO). The improvements were both in terms of improving the basic methods used by the codes and in terms of incorporating the latest ENDF-6 Formats and Procedures used by the current evaluations. The result is more accurate cross section data throughout the POINT 2015 library.

**WARNING** – due to recent changes in ENDF-6 Formats and Procedures only the latest version of the ENDF/B Pre-processing codes, namely PREPRO 2015, can be used to accurately process all current ENDF/B-VII evaluations. If you fail to heed this warning and you use any earlier versions of these codes the results will be inaccurate.

The PREPRO 2015 codes run on virtually any computer, and are available FREE on-line from the Nuclear Data Section, IAEA, Vienna, Austria, website at, <https://www-nds.iaea.org/public/endl/prepro/>

## Data Processing

As distributed the original evaluated data includes cross sections represented in the form of a combination of resonance parameters and/or tabulated energy dependent cross sections, nominally at 0 Kelvin temperature. For use in applications, this data has been processed using the 2015 version of the ENDF/B Pre-processing codes (PREPRO 2015) to produce temperature dependent, linearly interpolable in energy, tabulated cross sections, in the ENDF-6 format.

For use in applications this library has been processed into the form of temperature dependent cross sections at eight neutron reactor like temperatures, between 0 and 1800 Kelvin, in steps of 300 Kelvin (the exception being 293.6 Kelvin, for exact room temperature at 20 Celsius). It has also been processed to five astrophysics like temperatures, 1, 10, 100 eV, 1 and 10 keV. For reference purposes, 300 Kelvin is approximately 1/40 eV, so that 1 eV is approximately 12,000 Kelvin. At each temperature the cross sections are tabulated and linearly interpolable in energy.

The steps required and codes used to produce room temperature, linearly interpolable tabulated cross sections, in the ENDF-6 format, are described below; the name of each code is given in parenthesis; for details of each code see reference [R3].

Here are the steps, and PREPRO 2015 codes, used to process the data, in the order in which the codes were used.

- 1) Linearly interpolable, tabulated cross sections (**LINEAR**)
- 2) Including the resonance contribution (**RECENT**)
- 3) Doppler broaden all cross sections to temperature (**SIGMA1**)
- 4) Check data, define redundant cross sections by summation (**FIXUP**)
- 5) Update evaluation dictionary in MF/MT=1/451 (**DICTIN**)

For the "cold" (0 Kelvin) data steps 1), 2) and 4), 5) were used (no Doppler broadening). For the data at other temperatures, after steps 1) and 2), the data was Doppler broadened to each temperature using step 3), and the results were then made consistent with the ENDF/B formats and conventions using steps 4) and 5), to produce the final distributed data.

The result is linearly interpolable in energy, tabulated, temperature dependent cross sections, in the ENDF-6 format, ready to be used in applications.

**Note** - this processing only involved the energy dependent neutron cross sections. All other data in the evaluations, e.g., angular and energy distributions, was not affected by this processing, and is identical in all versions of the final results, i.e., it is the same in all of the directories, ORIGINAL, as well as K0 through K1800, and 1ev through 10kev, on the DVDs.

## Accuracy of Results

Each of the codes described above that was used to process data to obtain tabulated, linearly interpolable in energy cross sections, processed the data to within a user defined accuracy, or allowable uncertainty. The ENDF/B Pre-processing codes (PREPRO 2015) are self-documenting, in the sense that the ENDF/B formatted output data that each code produces includes comments at the beginning of each evaluation defining the accuracy to which the cross sections were calculated. The combination of comments added by all of the codes defines the sequence and accuracy used by all of them. The accuracy is the same for all evaluations. Therefore, for exact details of the accuracy of the data, see the comments at the beginning of any evaluation. For use in POINT 2015 all cross sections were reconstructed to within an accuracy of 0.01% in the thermal range, and 0.1 % at all other energies and temperatures; this is beyond the accuracy to which this data is known, so that I assume **that the data processing does not add any significant additional error to the inherent error of the data.**

## Contents of the Library

This library **contains** all of the evaluations in the ENDF/B-VI.1 general purpose library. The below table summarizes the contents of the ENDF/B-VII.1 general purpose library. This library contains evaluations for 423 materials (isotopes or naturally occurring elemental mixtures of isotopes).

This library **does not contain** data from special purpose ENDF/B-VII libraries, such as fission products, thermal scattering, photon interaction data. You may obtain any of these special purpose libraries from the National Nuclear Data Center, Brookhaven National Laboratory,

<http://www.nndc.bnl.gov/endl/b7.1/>

In the POINT 2015 library each evaluation is stored as a separate file. The following table defines each material and the corresponding filename. The entire library is in the computer independent ENDF-6 character format, which allows the data to be easily transported between computers. The entire library requires approximately 15 gigabyte of storage and is distributed on one DVD compressed; see below for details of the DVD.

This library contains data for some metastable materials, which are indicated by an "M" at the end of their descriptions.

The majority of these evaluations are complete, in the sense that they include all cross sections over the energy range  $10^{-5}$  eV to at least 20 MeV. See the appendix for a list of all evaluations, plus a separate list of incomplete evaluations; there are now only a few.

The DVD is compressed; when uncompressed you will find a single directory named POINT2015 containing fifteen (15) sub-directories,

DOCUMENT - A copy of this report in MSWord and PDF formats.  
ENDF2C - The original ENDF/B data After being processed by ENDF2C.  
K0 - 0 Kelvin cross sections  
K293.6 - 293.6 Kelvin cross sections

|       |                              |
|-------|------------------------------|
| K600  | - 600 Kelvin cross sections  |
| K900  | - 900 Kelvin cross sections  |
| K1200 | - 1200 Kelvin cross sections |
| K1500 | - 1500 Kelvin cross sections |
| K1800 | - 1800 Kelvin cross sections |
| 1eV   | - 1 eV cross sections        |
| 10eV  | - 10 eV cross sections       |
| 100eV | - 100 eV cross sections      |
| 1keV  | - 1 keV cross sections       |
| 10keV | - 10 keV cross sections      |

With the exception of DOCUMENT, each of these directories contains 424 files, one file for each of the 423 evaluation, plus one HTML file to allow interactive data retrieval. Each evaluation is a complete ENDF/B "tape" [R2], including a starting "tape" identification line, and ending with a "tape" end line [R2]. In this form, each file can be used by a wide variety of available computer codes that treat data in the ENDF/B format, e.g., all of the PREPRO codes.

### **Requesting POINT 2015 Data**

Please do not contact the author of this report to request this data; I do not have the resources necessary to directly respond to requests for this data. This data has been distributed and is Internationally available from nuclear data/code centers throughout the World,

- 1) Within the United States: contact the National Nuclear Data Center, Brookhaven National Laboratory, Mike Herman at, [services@bnlnd2.dne.bnl.gov](mailto:services@bnlnd2.dne.bnl.gov)
- 2) Within Western Europe: contact the OECD Nuclear Energy Agency/ Data Bank (NEA/DB), Paris, France, [programs@nea.fr](mailto:programs@nea.fr)
- 3) Otherwise: contact the Nuclear Data Section, International Atomic Energy Agency, Vienna, Austria at [nds.contact-point@iaea.org](mailto:nds.contact-point@iaea.org).



## Installation and Use of POINT 2015

I recommend that you,

- 1) Copy the single file from the POINT 2015 DVD to your computer,
- 2) Uncompress and un-tar the file; then delete the compressed and tar files.
- 3) You should then have one directory named POINT2015 containing all of the data
- 4) To random access the data execute (double click) POINT2015.htm.

The main POINT2015 directory will contain the fifteen (15) sub-directories, described above. These POINT 2015 directories include HTML routines to allow interactive retrieval of the data. The result will be a directory of about 15 gigabytes. To put that in perspective, today it costs less than \$0.10 U.S. to purchase, install, and maintain on-line one gigabyte of disk storage. Therefore the cost of maintaining this 16 gigabyte library on-line is trivial.

## Acknowledgments

I thank **Said Mughabghab** for his detailed explanation of the use of his newly published resonance parameters [R4] in ENDF/B-VII.0 evaluations. I thank **Ramon E. Arcilla, Jr.**, of the National Nuclear Data Center (NNDC), Brookhaven National Laboratory, for supplying the original ENDF/B-VII.0, used in this project. I thank **Liam Costello**, of the Nuclear Data Section, International Atomic Energy Agency, for supplying the ENDF/B Pre-processing codes, PREPRO 2015, used in this project. I thank **Janice Arwood** (RSICC, Oak Ridge) for carefully checking and recommending improvements. I thank **Nancy Larsen, Bob MacFarlane, Maurice Greene, and Mike Dunn**, for their comparison of their cross section processing codes (SAMMY, NJOY and AMPX) against the PREPRO codes. These comparisons have led to significant improvements in the accuracy and reliability of the results produced by all four codes (SAMMY, NJOY, AMPX, PREPRO). I thank **Andre Trkov, Skip Kahler, Robert MacFarlane, Mike Herman** and **Dave Heinrichs** for proofreading the draft of this report and making many helpful corrections and improvements, which I incorporated in the final report.

## References

- [R1a] "POINT 2011: A Temperature Dependent ENDF/B-VII.0 data Cross Section Library", Lawrence Livermore National Laboratory, UCRL-TR-479947, rev. 1, May 2011.
- [R1b] "POINT 2009: A Temperature Dependent ENDF/B-VII.0 data Cross Section Library, June 6, 2009.
- [R1c] "POINT 2007: A Temperature Dependent ENDF/B-VII.0 data Cross Section Library", Lawrence Livermore National Laboratory, UCRL-TR-228089, February 2007.
- [R2] ENDF-6 Formats Manual - Data Formats and Procedures for the Evaluated Nuclear Data Files ENDF/B-VI and ENDF/B-VII, CSEWG Document ENDF-102, Report BNL-90365-2009 Rev.2, SVN Commit: Revision 85, edited by A. Trkov, M. Herman and D. A. Brown, National Nuclear Data Center, Brookhaven National Lab.  
<http://www.nndc.bnl.gov/csewg/docs/endl-manual.pdf>
- [R3] "PREPRO 2015: 2015 ENDF/B Pre-Processing Codes (ENDF/B-VII Tested)," by D.E. Cullen, Owned, Maintained and Distributed by the Nuclear Data Section, International Atomic Energy Agency, Vienna, Austria, IAEA-NDS-39, Rev. 16, Jan. 31, 2015; publicly available on  
<https://www-nds.iaea.org/public/endl/prepro/>
- [R4] "Atlas of Nuclear Resonances", by S.F. Mughabghab, National Nuclear Data Center, Brookhaven National Laboratory, published by Elsevier, March 2006.
- [R5] "Exact Doppler Broadening of Tabulated Cross Sections," by D.E. Cullen and C.R. Weisbin, Nuclear Science and Engineering 60, p. 199 (1975)
- [R6] "THERMAL: A Routine Designed to Calculate Neutron Thermal Scattering," by D.E. Cullen, Lawrence Livermore National Laboratory, UCRL-ID-120560-Rev-1, Sept. 1995.  
<http://home.comcast.net/~redcullen1>
- [R7] "Verification of High Temperature Free Atom Thermal Scattering in MERCURY Compared to TART", by D.E. Cullen, Scott McKinley and Christian Hagmann, Lawrence Livermore National Laboratory, UCRL-TR-226340, August 1, 2006.
- [R8] "TART2005: A Coupled Neutron-Photon 3-D, Time Dependent, Combinatorial Geometry Monte Carlo Transport Code," by D.E. Cullen, Lawrence Livermore National Laboratory, UCRL-SM-218009, Nov. 22, 2005.

Appendix A: Contents of ENDF/B-VII.1 (32 new + 391 old = 423 total evaluations)

|          |           |          |            |            |           |            |           |           |            |
|----------|-----------|----------|------------|------------|-----------|------------|-----------|-----------|------------|
| 1-H -1   | 20-Ca-44  | 32-Ge-74 | 42-Mo-92   | 49-In-115  | 54-Xe-131 | 61-Pm-147  | 68-Er-166 | 88-Ra-224 | 94-Pu-242  |
| 1-H -2   | 20-Ca-46  | 32-Ge-76 | 42-Mo-94   | 50-Sn-112  | 54-Xe-132 | 61-Pm-148  | 68-Er-167 | 88-Ra-225 | 94-Pu-243  |
| 1-H -3   | 20-Ca-48  | 33-As-74 | 42-Mo-95   | 50-Sn-113  | 54-Xe-133 | 61-Pm-148m | 68-Er-168 | 88-Ra-226 | 94-Pu-244  |
| 2-He-3   | 21-Sc-45  | 33-As-75 | 42-Mo-96   | 50-Sn-114  | 54-Xe-134 | 61-Pm-149  | 68-Er-170 | 89-Ac-225 | 94-Pu-246  |
| 2-He-4   | 22-Ti-46  | 34-Se-74 | 42-Mo-97   | 50-Sn-115  | 54-Xe-135 | 61-Pm-151  | 69-Tm-168 | 89-Ac-226 | 95-Am-240  |
| 3-Li-6   | 22-Ti-47  | 34-Se-76 | 42-Mo-98   | 50-Sn-116  | 54-Xe-136 | 62-Sm-144  | 69-Tm-169 | 89-Ac-227 | 95-Am-241  |
| 3-Li-7   | 22-Ti-48  | 34-Se-77 | 42-Mo-99   | 50-Sn-117  | 55-Cs-133 | 62-Sm-147  | 69-Tm-170 | 90-Th-227 | 95-Am-242  |
| 4-Be-7   | 22-Ti-49  | 34-Se-78 | 42-Mo-100  | 50-Sn-118  | 55-Cs-134 | 62-Sm-148  | 71-Lu-175 | 90-Th-228 | 95-Am-242m |
| 4-Be-9   | 22-Ti-50  | 34-Se-79 | 43-Tc-99   | 50-Sn-119  | 55-Cs-135 | 62-Sm-149  | 71-Lu-176 | 90-Th-229 | 95-Am-243  |
| 5-B -10  | 23-V -50  | 34-Se-80 | 44-Ru-96   | 50-Sn-120  | 55-Cs-136 | 62-Sm-150  | 72-Hf-174 | 90-Th-230 | 95-Am-244  |
| 5-B -11  | 23-V -51  | 34-Se-82 | 44-Ru-98   | 50-Sn-122  | 55-Cs-137 | 62-Sm-151  | 72-Hf-176 | 90-Th-231 | 95-Am-244m |
| 6-C -Nat | 24-Cr-50  | 35-Br-79 | 44-Ru-99   | 50-Sn-123  | 56-Ba-130 | 62-Sm-152  | 72-Hf-177 | 90-Th-232 | 96-Cm-241  |
| 7-N -14  | 24-Cr-52  | 35-Br-81 | 44-Ru-100  | 50-Sn-124  | 56-Ba-132 | 62-Sm-153  | 72-Hf-178 | 90-Th-233 | 96-Cm-241  |
| 7-N -15  | 24-Cr-53  | 36-Kr-78 | 44-Ru-101  | 50-Sn-125  | 56-Ba-133 | 62-Sm-154  | 72-Hf-179 | 90-Th-234 | 96-Cm-242  |
| 8-O -16  | 24-Cr-54  | 36-Kr-80 | 44-Ru-102  | 50-Sn-126  | 56-Ba-134 | 63-Eu-151  | 72-Hf-180 | 91-Pa-229 | 96-Cm-243  |
| 8-O -17  | 25-Mn-55  | 36-Kr-82 | 44-Ru-103  | 51-Sb-121  | 56-Ba-135 | 63-Eu-152  | 73-Ta-180 | 91-Pa-230 | 96-Cm-244  |
| 9-F -19  | 26-Fe-54  | 36-Kr-83 | 44-Ru-104  | 51-Sb-123  | 56-Ba-136 | 63-Eu-153  | 73-Ta-181 | 91-Pa-231 | 96-Cm-245  |
| 11-Na-22 | 26-Fe-56  | 36-Kr-84 | 44-Ru-105  | 51-Sb-124  | 56-Ba-137 | 63-Eu-154  | 73-Ta-182 | 91-Pa-232 | 96-Cm-246  |
| 11-Na-23 | 26-Fe-57  | 36-Kr-85 | 44-Ru-106  | 51-Sb-125  | 56-Ba-138 | 63-Eu-155  | 74-W -180 | 91-Pa-233 | 96-Cm-247  |
| 12-Mg-24 | 26-Fe-58  | 36-Kr-86 | 45-Rh-103  | 51-Sb-126  | 56-Ba-140 | 63-Eu-156  | 74-W -182 | 92-U -230 | 96-Cm-248  |
| 12-Mg-25 | 27-Co-58  | 37-Rb-85 | 45-Rh-105  | 52-Te-120  | 57-La-138 | 63-Eu-157  | 74-W -183 | 92-U -231 | 96-Cm-249  |
| 12-Mg-26 | 27-Co-58m | 37-Rb-86 | 46-Pd-102  | 52-Te-122  | 57-La-139 | 64-Gd-152  | 74-W -184 | 92-U -232 | 96-Cm-250  |
| 13-Al-27 | 27-Co-59  | 37-Rb-87 | 46-Pd-104  | 52-Te-123  | 57-La-140 | 64-Gd-153  | 74-W -186 | 92-U -233 | 97-Bk-245  |
| 14-Si-28 | 28-Ni-58  | 38-Sr-84 | 46-Pd-105  | 52-Te-124  | 58-Ce-136 | 64-Gd-154  | 75-Re-185 | 92-U -234 | 97-Bk-246  |
| 14-Si-29 | 28-Ni-59  | 38-Sr-86 | 46-Pd-106  | 52-Te-125  | 58-Ce-138 | 64-Gd-155  | 75-Re-187 | 92-U -235 | 97-Bk-247  |
| 14-Si-30 | 28-Ni-60  | 38-Sr-87 | 46-Pd-107  | 52-Te-126  | 58-Ce-139 | 64-Gd-156  | 77-Ir-191 | 92-U -236 | 97-Bk-248  |
| 15-P -31 | 28-Ni-61  | 38-Sr-88 | 46-Pd-108  | 52-Te-127m | 58-Ce-140 | 64-Gd-157  | 77-Ir-193 | 92-U -237 | 97-Bk-249  |
| 16-S -32 | 28-Ni-62  | 38-Sr-89 | 46-Pd-110  | 52-Te-128  | 58-Ce-141 | 64-Gd-158  | 79-Au-197 | 92-U -238 | 97-Bk-250  |
| 16-S -33 | 28-Ni-64  | 38-Sr-90 | 47-Ag-107  | 52-Te-129m | 58-Ce-142 | 64-Gd-160  | 80-Hg-196 | 92-U -239 | 98-Cf-246  |
| 16-S -34 | 29-Cu-63  | 39-Y -89 | 47-Ag-109  | 52-Te-130  | 58-Ce-143 | 65-Tb-159  | 80-Hg-198 | 92-U -240 | 98-Cf-248  |
| 16-S -36 | 29-Cu-65  | 39-Y -90 | 47-Ag-110m | 52-Te-132  | 58-Ce-144 | 65-Tb-160  | 80-Hg-199 | 92-U -241 | 98-Cf-249  |
| 17-Cl-35 | 30-Zn-64  | 39-Y -91 | 47-Ag-111  | 53-I -127  | 59-Pr-141 | 66-Dy-156  | 80-Hg-200 | 93-Np-234 | 98-Cf-250  |
| 17-Cl-37 | 30-Zn-65  | 40-Zr-90 | 48-Cd-106  | 53-I -129  | 59-Pr-142 | 66-Dy-158  | 80-Hg-201 | 93-Np-235 | 98-Cf-251  |
| 18-Ar-36 | 30-Zn-66  | 40-Zr-91 | 48-Cd-108  | 53-I -130  | 59-Pr-143 | 66-Dy-160  | 80-Hg-202 | 93-Np-236 | 98-Cf-252  |
| 18-Ar-38 | 30-Zn-67  | 40-Zr-92 | 48-Cd-110  | 53-I -131  | 60-Nd-142 | 66-Dy-161  | 80-Hg-204 | 93-Np-237 | 98-Cf-253  |
| 18-Ar-40 | 30-Zn-68  | 40-Zr-93 | 48-Cd-111  | 53-I -135  | 60-Nd-143 | 66-Dy-162  | 81-Tl-203 | 93-Np-238 | 98-Cf-254  |
| 19-K -39 | 30-Zn-70  | 40-Zr-94 | 48-Cd-112  | 54-Xe-123  | 60-Nd-144 | 66-Dy-163  | 81-Tl-205 | 93-Np-239 | 99-Es-251  |
| 19-K -40 | 31-Ga-69  | 40-Zr-95 | 48-Cd-113  | 54-Xe-124  | 60-Nd-145 | 66-Dy-164  | 82-Pb-204 | 94-Pu-236 | 99-Es-252  |
| 19-K -41 | 31-Ga-71  | 40-Zr-96 | 48-Cd-114  | 54-Xe-126  | 60-Nd-146 | 67-Ho-165  | 82-Pb-206 | 94-Pu-237 | 99-Es-253  |
| 20-Ca-40 | 32-Ge-70  | 41-Nb-93 | 48-Cd-115m | 54-Xe-128  | 60-Nd-147 | 67-Ho-166m | 82-Pb-207 | 94-Pu-238 | 99-Es-254  |
| 20-Ca-42 | 32-Ge-72  | 41-Nb-94 | 48-Cd-116  | 54-Xe-129  | 60-Nd-148 | 68-Er-162  | 82-Pb-208 | 94-Pu-239 | 99-Es-254m |
| 20-Ca-43 | 32-Ge-73  | 41-Nb-95 | 49-In-113  | 54-Xe-130  | 60-Nd-150 | 68-Er-164  | 83-Bi-209 | 94-Pu-240 | 99-Es-255  |
|          |           |          |            |            |           |            | 88-Ra-223 | 94-Pu-241 | 100-Fm-255 |

## Appendix B: Elemental vs. Isotopic Evaluations

Successive versions of ENDF/B have replaced elemental evaluations by isotopic evaluations. Between ENDF/B-VI and VII 13 elemental evaluations were deleted, i.e., included in ENDF/B-VI, but not included in ENDF/B-VII, with VII.0 only including elemental evaluations for three elements: **6-C**, **23-V**, and **30-Zn**. Between VII.0 and VII.1 2 elemental evaluations were deleted (**23-V**, and **30-Zn**), and replaced by isotopic evaluations, leaving only **6-C**: **6-C-12** 98.93%/ **6-C-13** 1.07% missing – so that 6C-Nat is almost entirely the single isotope 6-C-12.

In addition evaluations for the isotopes of 68-Tm and 81-Tl have been added.

All of these isotopes in VII.1 are complete, in the sense that they include major cross sections (elastic, capture, inelastic) over the energy range  $10^{-5}$  eV up to at least 20 MeV.

**WARNING: Be aware that evaluating isotopes is difficult and the quality of minor isotopes may be poor. To my knowledge as yet the summing these isotopes to define equivalent elemental evaluations has not been verified against experimental measurements.**

### New Isotopic evaluations in VII.1 (28 new, 19 old)

| Element   | Isotope              | Element          | Isotope              | Element   | Isotope          |
|-----------|----------------------|------------------|----------------------|-----------|------------------|
| 12-Mg-Nat | 12-Mg- 24            | 22-Ti-Nat        | 22-Ti- 46            | 42-Mo-Nat | 42-Mo- 92        |
|           | <del>12-Mg- 25</del> |                  | 22-Ti- 47            |           | 42-Mo- 94        |
|           | <del>12-Mg- 26</del> |                  | 22-Ti- 48            |           | 42-Mo- 95        |
| 14-Si-Nat | 14-Si- 28            |                  | <del>22-Ti- 49</del> |           | 42-Mo- 96        |
|           | 14-Si- 29            |                  | 22-Ti- 50            |           | 42-Mo- 97        |
|           | 14-Si- 30            | 23-V -Nat        | <del>23-V - 50</del> |           | 42-Mo- 98        |
| 16-S -Nat | 16-S - 32            |                  | <del>23-V - 51</del> |           | 42-Mo- 99        |
|           | <del>16-S - 33</del> | <b>30-Zn-Nat</b> | <b>30-Zn- 64</b>     |           | 42-Mo-100        |
|           | <del>16-S - 34</del> |                  | <b>30-Zn- 65</b>     | 49-In-Nat | 49-In-113        |
|           | <del>16-S - 36</del> |                  | <b>30-Zn- 66</b>     |           | 49-In-115        |
| 17-Cl-Nat | 17-Cl- 35            |                  | <b>30-Zn- 67</b>     |           | <b>69-Tm-168</b> |
|           | 17-Cl- 37            |                  | <b>30-Zn- 68</b>     |           | <b>69-Tm-169</b> |
| 19-K -Nat | <del>19-K - 39</del> |                  | <b>30-Zn- 70</b>     |           | <b>69-Tm-170</b> |
|           | <del>19-K - 40</del> | 31-Ga-Nat        | <b>31-Ga- 69</b>     | 72-Hf-Nat | 72-Hf-174        |
|           | 19-K - 41            |                  | <b>31-Ga- 71</b>     |           | 72-Hf-176        |
| 20-Ca-Nat | <del>20-Ca- 40</del> | 40-Zr-Nat        | 40-Zr- 90            |           | 72-Hf-177        |
|           | <del>20-Ca- 42</del> |                  | 40-Zr- 91            |           | 72-Hf-178        |
|           | <del>20-Ca- 43</del> |                  | 40-Zr- 92            |           | 72-Hf-179        |
|           | <del>20-Ca- 44</del> |                  | 40-Zr- 93            |           | 72-Hf-180        |
|           | <del>20-Ca- 46</del> |                  | 40-Zr- 94            | 74-W -Nat | 74-W -182        |
|           | <del>20-Ca- 48</del> |                  | 40-Zr- 95            |           | 74-W -183        |
|           |                      |                  | 40-Zr- 96            |           | 74-W -184        |
|           |                      |                  |                      |           | 74-W -186        |
|           |                      |                  |                      |           | <b>81-Tl-203</b> |
|           |                      |                  |                      |           | <b>81-Tl-205</b> |

## Appendix C: Completeness of VII.1 and VII.0

Here I present the results of simple tests to check the completeness of VII,1 and VII.0. **Compared to the results for VII.0, the VII.1 show great improvement.**

The results presented here should not be interpreted as indicating **ERRORS**, but rather as **WARNINGS**, that we should check the indicated data; in many cases I judge the data to be o.k. **4-Be-7 is a partial evaluations that failed almost all tests, and should never have been included in a ENDF/B general purpose library.** Here I checked,

- 1) MT=2, 102, 18, 4, 16 (elastic, capture, fission, inelastic, n,2n).
- 2) MF=3, 4, 5, 6 (cross sections, angular, energy, double differential)

For these test I assume,

- 1) Every evaluation includes MT=2, 102, 4 and 16; this is obviously not true for some light isotopes, but for completeness they are included here, i.e., this is merely to inform users. **Of the heavier isotopes only 28-Ni-59 appears to be a problem with no inelastic data.**
- 2) All cross sections are positive (>0) above their threshold up to at least 20 MeV. This is not true for some reactions which do not extend up to at least 20 MeV, particularly high energy capture, which is o.k. There are also a number of cases where the elastic is negative due to the resonance contribution.
- 3) No isotopes with Z<90 include MT=18 (fission). **For VII.0 this test found the obvious ERROR in 43-Tc-99, which has positive fission widths = NONSENSE!!! This was corrected for VII.1.** It also flagged isotopes of 88Ra and 89-Ac, which are questionable.
- 4) I included many more completeness tests, but these were the only ones that failed.

### VII.1 Completeness Results

| Evaluation | MT=2 |   |   | MT=102 |   |   | MT=18 |   |   | MT=4 |   |   | MT=16 |   |   |   |
|------------|------|---|---|--------|---|---|-------|---|---|------|---|---|-------|---|---|---|
|            | 3    | 4 | 5 | 6      | 3 | 4 | 5     | 6 | 3 | 4    | 5 | 6 | 3     | 4 | 5 | 6 |
| 1-H -1     | X    | X |   |        | X |   | X     |   |   |      |   |   |       |   |   |   |
| 1-H -2     | X    | X |   |        | X |   |       |   |   |      |   |   | X     |   |   | X |
| 1-H -3     | X    | X |   |        |   |   |       |   |   |      |   |   | X     | X | X |   |
| 2-He-3     | X    | X |   |        | X |   |       |   |   |      |   |   |       |   |   |   |
| 2-He-4     | X    | X |   |        |   |   |       |   |   |      |   |   |       |   |   |   |
| 3-Li-6     | X    | X |   |        | X |   |       |   |   | X    | X |   |       |   |   |   |
| 4-Be-7     | +    | X |   |        |   |   |       |   |   |      |   |   |       |   |   |   |
| 4-Be-9     | X    | X |   |        | X |   |       |   |   |      |   |   | X     |   |   | X |
| 5-B -10    | X    | X |   |        | + |   |       |   |   | X    | X |   |       |   |   |   |
| 6-C -Nat   | X    | X |   |        | X |   |       |   |   | X    | X | X |       |   |   |   |
| 28-Ni-59   | X    | X |   |        | X |   |       |   |   |      |   |   | X     | X | X |   |
| 54-Xe-130  | X    | X |   |        | + |   |       |   |   | +    | X | X |       | X | X | X |
| 88-Ra-223  | X    | X |   |        | X |   |       | ? | ? | ?    |   | X | X     | X |   | X |
| 88-Ra-226  | X    | X |   |        | X |   |       | ? | ? | ?    |   | X | X     | X |   | X |
| 89-Ac-225  | X    | X |   |        | X |   | X     | ? | ? | ?    |   | X |       | X |   | X |
| 89-Ac-226  | X    | X |   |        | X |   | X     | ? | ? | ?    |   | X |       | X |   | X |
| 89-Ac-227  | X    | X |   |        | X |   | X     | ? | ? | ?    |   | X |       | X |   | X |

The above rather short list for VII.1 can be compared to the below much longer list for VII.0 to see the improvements in completeness.

## VII.0 Completeness Results

| Evaluation | MT=2 |   |   | MT=102 |   |   | MT=18 |   |   | MT=4 |   |   | MT=16 |   |   |   |
|------------|------|---|---|--------|---|---|-------|---|---|------|---|---|-------|---|---|---|
|            | 3    | 4 | 5 | 6      | 3 | 4 | 5     | 6 | 3 | 4    | 5 | 6 | 3     | 4 | 5 | 6 |
| 1-H -1     | X    | X |   | X      | X |   |       |   |   |      |   |   |       |   |   |   |
| 1-H -2     | X    | X |   | X      |   |   |       |   |   |      |   |   | X     |   | X |   |
| 1-H -3     | X    | X |   |        |   |   |       |   |   |      |   |   | X     | X | X |   |
| 2-He-3     | X    | X |   | X      |   |   |       |   |   |      |   |   |       |   |   |   |
| 2-He-4     | X    | X |   |        |   |   |       |   |   |      |   |   |       |   |   |   |
| 3-Li-6     | X    | X |   | X      |   |   |       |   | X | X    |   |   |       |   |   |   |
| 4-Be-7     | +    | X |   |        |   |   |       |   |   |      |   |   |       |   |   |   |
| 4-Be-9     | X    | X |   | X      |   |   |       |   |   |      |   |   | X     |   | X |   |
| 5-B -10    | X    | X |   | +      |   |   |       |   | X | X    |   |   |       |   |   |   |
| 6-C -Nat   | X    | X |   | X      |   |   |       |   | X | X    | X |   |       |   |   |   |
| 8-O -17    | X    | X |   | X      |   |   |       |   | X | X    | X |   | +     | X | X |   |
| 9-F -19    | X    | X |   | X      |   |   |       |   | X | X    | X |   | +     |   | X |   |
| 12-Mg-26   | X    | X |   | X      |   |   |       |   | X | X    | X |   | +     | X | X |   |
| 16-S -33   | X    | X |   | X      |   |   |       |   | X | X    | X |   | +     | X | X |   |
| 16-S -36   | X    | X |   | X      |   |   |       |   | X | X    | X |   | +     | X | X |   |
| 17-Cl-35   | +    | X |   | X      |   |   |       |   | X | X    | X |   | X     |   | X |   |
| 19-K -39   | X    | X |   | X      |   |   |       |   | X | X    | X |   | +     | X | X |   |
| 19-K -40   | X    | X |   | X      |   |   |       |   | X | X    | X |   | +     | X | X |   |
| 28-Ni-59   | X    | X |   | X      |   |   |       |   |   |      |   |   | +     | X | X |   |
| 28-Ni-61   | X    | X |   | X      |   |   |       |   | + |      | X |   | X     |   | X |   |
| 30-Zn-Nat  | X    | X |   | X      |   |   |       |   | X | X    | X |   | +     | X | X |   |
| 33-As-74   | X    | X |   | X      | X |   |       |   | ? | ?    |   |   | X     |   | X |   |
| 34-Se-76   | X    | X |   | X      |   |   |       |   | X | X    | X |   | +     | X | X |   |
| 36-Kr-86   | X    | X |   | X      |   |   |       |   | X | X    | X |   | +     | X | X |   |
| 37-Rb-87   | X    | X |   | X      |   |   |       |   | X | X    | X |   | +     | X | X |   |
| 38-Sr-90   | X    | X |   | X      |   |   |       |   | X | X    | X |   | +     | X | X |   |
| 39-Y -90   | X    | X |   | X      | X |   |       |   | ? | ?    |   |   | X     |   | X |   |
| 42-Mo-99   | X    | X |   | X      |   |   |       |   | X | X    | X |   | +     | X | X |   |
| 44-Ru-100  | X    | X |   | X      |   |   |       |   | X | X    | X |   | +     | X | X |   |
| 47-Ag-110m | X    | X |   | X      |   |   |       |   | + | X    | X |   | X     | X | X |   |
| 48-Cd-106  | X    | X |   | X      |   |   |       |   | X | X    | X |   | +     | X | X |   |
| 48-Cd-115m | X    | X |   | X      | X |   |       |   | + | X    | X |   | X     |   | X |   |
| 50-Sn-112  | X    | X |   | X      |   |   |       |   | X | X    | X |   | +     | X | X |   |
| 50-Sn-122  | X    | X |   | X      |   |   |       |   | X | X    | X |   | +     | X | X |   |
| 50-Sn-123  | X    | X |   | X      |   |   |       |   | X | X    | X |   | +     | X | X |   |
| 52-Te-122  | X    | X |   | X      |   |   |       |   | X | X    | X |   | +     | X | X |   |
| 52-Te-123  | X    | X |   | X      |   |   |       |   | X | X    | X |   | +     | X | X |   |
| 52-Te-125  | X    | X |   | X      |   |   |       |   | X | X    | X |   | +     | X | X |   |
| 52-Te-127m | X    | X |   | X      |   |   |       |   | + | X    | X |   | X     | X | X |   |
| 52-Te-129m | X    | X |   | X      |   |   |       |   | + | X    | X |   | X     | X | X |   |
| 53-I -129  | X    | X |   | X      |   |   |       |   | X | X    | X |   | +     | X | X |   |
| 54-Xe-129  | X    | X |   | X      |   |   |       |   | X | X    | X |   | +     | X | X |   |
| 54-Xe-130  | X    | X |   | +      |   |   |       |   | + | X    | X |   | X     | X | X |   |
| 55-Cs-134  | X    | X |   | X      |   |   |       |   | X | X    | X |   | +     | X | X |   |
| 55-Cs-135  | X    | X |   | X      |   |   |       |   | X | X    | X |   | +     | X | X |   |
| 56-Ba-132  | X    | X |   | X      |   |   |       |   | X | X    | X |   | +     | X | X |   |
| 56-Ba-135  | X    | X |   | X      |   |   |       |   | X | X    | X |   | +     | X | X |   |
| 56-Ba-137  | X    | X |   | X      |   |   |       |   | X | X    | X |   | +     | X | X |   |
| 58-Ce-144  | X    | X |   | X      |   |   |       |   | X | X    | X |   | +     | X | X |   |
| 61-Pm-148  | X    | X |   | X      |   |   |       |   | X | X    | X |   | +     | X | X |   |
| 63-Eu-151  | X    | X |   | X      |   |   |       |   | X | X    | X |   | +     | X | X |   |
| 67-Ho-166m | X    | X |   | X      | X |   |       |   | + | X    | X |   | X     |   | X |   |
| 72-Hf-177  | X    | X |   | X      |   |   |       |   | + | X    | X |   | X     | X | X |   |
| 72-Hf-179  | X    | X |   | X      |   |   |       |   | + | X    | X |   | X     | X | X |   |
| 77-Ir-193  | X    | X |   | X      | X |   |       |   | X | X    | X |   | +     |   | X |   |
| 88-Ra-223  | X    | X |   | X      |   |   | ?     | ? | ? | X    | X | X |       | X | X | X |
| 88-Ra-226  | X    | X |   | X      |   |   | ?     | ? | ? | X    | X | X |       | X | X | X |
| 89-Ac-227  | X    | X |   | X      |   |   | ?     | ? | ? | X    | X | X |       | X | X | X |
| 90-Th-228  | X    | X |   | X      |   |   | +     | X | X | X    | X | X |       | X | X | X |
| 90-Th-230  | +    | X |   | X      |   |   | +     | X | X | X    | X | X |       | X | X | X |
| 90-Th-232  | X    | X |   | X      | X |   | +     | X | X | X    | X | X |       | X |   | X |
| 90-Th-234  | X    | X |   | X      |   |   | +     | X | X | X    | X | X |       | X | X | X |
| 91-Pa-231  | X    | X |   | X      | X |   | X     | X | X | ?    | ? |   | X     |   | X |   |
| 91-Pa-233  | X    | X |   | X      | X |   | +     | X | X | ?    | ? |   | X     |   | X |   |
| 92-U -235  | X    | X |   | X      |   |   | X     | X | X | +    | X | X |       | X |   | X |
| 93-Np-239  | X    | X |   | X      |   |   | +     | X | X | X    | X | X |       | X | X | X |
| 94-Pu-238  | X    | X |   | X      |   |   | X     | X | X | +    | X | X |       | X | X | X |
| 94-Pu-244  | X    | X |   | X      |   |   | +     | X | X | X    | X | X |       | X | X | X |
| 94-Pu-246  | X    | X |   | X      |   |   | +     | X | X | X    | X | X |       | X | X | X |

|            |     |   |       |       |       |
|------------|-----|---|-------|-------|-------|
| 95-Am-242m | X X | X | X X X | + X X | X X   |
| 95-Am-244m | X X | X | X X X | + X X | X X X |
| 96-Cm-241  | X X | + | X X X | + X X | X X X |
| 96-Cm-242  | X X | X | + X X | + X X | X X X |
| 96-Cm-248  | + X | X | X X X | + X X | X X X |
| 98-Cf-250  | X X | X | + X X | X X X | + X X |
| 98-Cf-251  | X X | X | X X X | X X X | + X X |
| 98-Cf-252  | X X | X | X X X | X X X | + X X |
| 98-Cf-253  | X X | + | + X X |       |       |
| 99-Es-253  | X X | + |       |       |       |

## Appendix D: Summary of $\langle \nu(E) \rangle$ for all isotopes in ENDF/B-VII.1 and VII.0

For applications involving fission (F) I require both prompt and delayed neutrons per fission. In the ENDF/B format the evaluator can optionally include: Total (T), Delayed (D) and/or Prompt (P); given any two of these three we can uniquely define the third. Below is a summary of all fissile/fertile materials in ENDF/B-VII.1, indicating the neutrons per fission data included for each isotope. This table indicates each evaluation that includes,

F = Fission cross section (MF/MT=3/18)

T = Total  $\langle \nu(E) \rangle$  (MF/MT=1/452)

D = Delayed  $\langle \nu(E) \rangle$  (MF/MT=1/455)

P = Prompt  $\langle \nu(E) \rangle$  (MF/MT=1/456)

This table indicates VII.1 is in much better shape than VII.0, where more evaluations only included total (T)  $\langle \nu(E) \rangle$ . In addition there are three evaluations that only include total (T)  $\langle \nu(E) \rangle$ : 88-Ra-233, 88-Ra-226, and 94-Pu-243. It is also questionable whether or not 88-Ra and 89-Ac should be identified as fissile/fertile.

### Summary of all fissile/fertile isotopes in ENDF/B-VII.1 $\langle \nu(E) \rangle$ (85 evaluations)

|                  |            |                  |            |            |         |
|------------------|------------|------------------|------------|------------|---------|
| <b>88-Ra-223</b> | <b>F T</b> | 92-U -240        | F T D P    | 96-Cm-244  | F T D P |
| <b>88-Ra-226</b> | <b>F T</b> | 92-U -241        | F T D P    | 96-Cm-245  | F T D P |
| 89-Ac-225        | F T D P    | 93-Np-234        | F T D P    | 96-Cm-246  | F T D P |
| 89-Ac-226        | F T D P    | 93-Np-235        | F T D P    | 96-Cm-247  | F T D P |
| 89-Ac-227        | F T D P    | 93-Np-236        | F T D P    | 96-Cm-248  | F T D P |
| 90-Th-227        | F T D P    | 93-Np-237        | F T D P    | 96-Cm-249  | F T D P |
| 90-Th-228        | F T D P    | 93-Np-238        | F T D P    | 96-Cm-250  | F T D P |
| 90-Th-229        | F T D P    | 93-Np-239        | F T D P    | 97-Bk-245  | F T D P |
| 90-Th-230        | F T D P    | 94-Pu-236        | F T D P    | 97-Bk-246  | F T D P |
| 90-Th-231        | F T D P    | 94-Pu-237        | F T D P    | 97-Bk-247  | F T D P |
| 90-Th-232        | F T D P    | 94-Pu-238        | F T D P    | 97-Bk-248  | F T D P |
| 90-Th-233        | F T D P    | 94-Pu-239        | F T D P    | 97-Bk-249  | F T D P |
| 90-Th-234        | F T D P    | 94-Pu-240        | F T D P    | 97-Bk-250  | F T D P |
| 91-Pa-229        | F T D P    | 94-Pu-241        | F T D P    | 98-Cf-246  | F T D P |
| 91-Pa-230        | F T D P    | 94-Pu-242        | F T D P    | 98-Cf-248  | F T D P |
| 91-Pa-231        | F T D P    | <b>94-Pu-243</b> | <b>F T</b> | 98-Cf-249  | F T D P |
| 91-Pa-232        | F T D P    | 94-Pu-244        | F T D P    | 98-Cf-250  | F T D P |
| 91-Pa-233        | F T D P    | 94-Pu-246        | F T D P    | 98-Cf-251  | F T D P |
| 92-U -230        | F T D P    | 95-Am-240        | F T D P    | 98-Cf-252  | F T D P |
| 92-U -231        | F T D P    | 95-Am-241        | F T D P    | 98-Cf-253  | F T D P |
| 92-U -232        | F T D P    | 95-Am-242        | F T D P    | 98-Cf-254  | F T D P |
| 92-U -233        | F T D P    | 95-Am-242m       | F T D P    | 99-Es-251  | F T D P |
| 92-U -234        | F T D P    | 95-Am-243        | F T D P    | 99-Es-252  | F T D P |
| 92-U -235        | F T D P    | 95-Am-244        | F T D P    | 99-Es-253  | F T D P |
| 92-U -236        | F T D P    | 95-Am-244m       | F T D P    | 99-Es-254  | F T D P |
| 92-U -237        | F T D P    | 96-Cm-240        | F T D P    | 99-Es-254m | F T D P |
| 92-U -238        | F T D P    | 96-Cm-241        | F T D P    | 99-Es-255  | F T D P |
| 92-U -239        | F T D P    | 96-Cm-242        | F T D P    | 100-Fm-255 | F T D P |
|                  |            | 96-Cm-243        | F T D P    |            |         |



**Summary of all fissile/fertile isotopes in ENDF/B-VII.0  $\langle \nu(E) \rangle$  (65 evaluations)**

Comparing the above table for VII.1 and the below table for VII.0 we can see that the  $\langle \nu(E) \rangle$  data is much improved, but VII.1 still has the same three deficiencies that we found in VII.0, namely evaluations that only include total (T)  $\langle \nu(E) \rangle$ : 88-Ra-233, 88-Ra-226, and 94-Pu-243.

|                  |            |                  |            |                  |            |
|------------------|------------|------------------|------------|------------------|------------|
| <b>88-Ra-223</b> | <b>F T</b> | 92-U -241        | F T D P    | <b>96-Cm-241</b> | <b>F T</b> |
| <b>88-Ra-226</b> | <b>F T</b> | 93-Np-235        | F T D P    | 96-Cm-242        | F T D P    |
| <b>89-Ac-227</b> | <b>F T</b> | 93-Np-236        | F T D P    | 96-Cm-243        | F T D P    |
| 90-Th-227        | F T D P    | 93-Np-237        | F T D P    | 96-Cm-244        | F T D P    |
| 90-Th-228        | F T D P    | 93-Np-238        | F T D P    | 96-Cm-245        | F T D P    |
| 90-Th-229        | F T D P    | <b>93-Np-239</b> | <b>F T</b> | 96-Cm-246        | F T D P    |
| <b>90-Th-230</b> | <b>F T</b> | 94-Pu-236        | F T D P    | 96-Cm-247        | F T D P    |
| 90-Th-232        | F T D P    | <b>94-Pu-237</b> | <b>F T</b> | <b>96-Cm-248</b> | <b>F T</b> |
| 90-Th-233        | F T D P    | 94-Pu-238        | F T D P    | 96-Cm-249        | F T D P    |
| 90-Th-234        | F T D P    | 94-Pu-239        | F T D P    | 96-Cm-250        | F T D P    |
| 91-Pa-231        | F T D P    | 94-Pu-240        | F T D P    | 97-Bk-249        | F T D P    |
| 91-Pa-232        | F T D P    | 94-Pu-241        | F T D P    | 97-Bk-250        | F T D P    |
| 91-Pa-233        | F T D P    | 94-Pu-242        | F T D P    | 98-Cf-249        | F T D P    |
| 92-U -232        | F T D P    | <b>94-Pu-243</b> | <b>F T</b> | <b>98-Cf-250</b> | <b>F T</b> |
| 92-U -233        | F T D P    | <b>94-Pu-244</b> | <b>F T</b> | 98-Cf-251        | F T D P    |
| 92-U -234        | F T D P    | 94-Pu-246        | F T D P    | 98-Cf-252        | F T        |
| 92-U -235        | F T D P    | 95-Am-241        | F T D P    | <b>98-Cf-253</b> | <b>F T</b> |
| 92-U -236        | F T D P    | 95-Am-242        | F T D P    | 98-Cf-254        | F T D P    |
| 92-U -237        | F T D P    | 95-Am-242m       | F T D P    | 99-Es-254        | F T D P    |
| 92-U -238        | F T D P    | 95-Am-243        | F T D P    | 99-Es-255        | F T D P    |
| 92-U -239        | F T D P    | 95-Am-244        | F T D P    | 100-Fm-255       | F T D P    |
| 92-U -240        | F T D P    | 95-Am-244m       | F T D P    |                  |            |

## Appendix E: The Effects of Temperature and Doppler Broadening

For those readers who are not familiar with the effects of temperature and Doppler broadening on neutron cross sections and transport, for details I suggest that you read references [R5] and [R6], listed below. Here I will give a brief description of these effects. Users of neutron cross sections should be aware that there are several important effects of temperature and Doppler broadening,

1) There is the well known effect in the neutron resonance region, where as the temperature increases resonances become broader, hence the name Doppler broadening. Figure 1 below illustrates the effect of temperature on the U<sup>238</sup> capture cross section for neutron reactor like temperatures, and figure 2 illustrates this effect for astrophysical like temperatures. These figures each contain four sub-figures, with each sub-figure comparing cross sections at two progressively higher temperatures. In both figure 1 and 2 each sub-figure shows exactly the same energy and cross section range. From these figures we can see that as temperature increases the peaks of the resonances become lower, and the minima between resonances become higher. At extremely high temperature the entire resonance structure disappears and the cross section approaches a simple 1/v shape (where v is the neutron speed). This temperature effect will have a very important effect on resonance self-shielding in any neutron transport calculation. You should note from these figures that due to the large resonance spacing in U<sup>238</sup> the resonance structure can still be seen up to very high temperatures.

To understand the importance of considering temperature we should consider reaction rates, such as captures/second, in various systems. In optically thin systems (few mean free paths dimensions) the flux will be unshielded, and our reaction rates will be defined by a simple cross section average,

$$\text{Unshielded Capture} = \int_{E1}^{E2} [\Sigma_c(E)\phi(E)]dE = \text{capture cross section times neutron flux}$$

In optically thick systems (many mean free paths dimensions) the flux will be shielded (the flux is suppressed by the total cross section) and our reaction rates must include the effect of self-shielding on the cross section average,

$$\text{Shielded Capture} = \int_{E1}^{E2} [\Sigma_c(E)\phi(E) / \Sigma_t(E)]dE = \text{including one over total cross section}$$

Consider for example the U<sup>238</sup> capture cross section between 1 and 10 keV as shown in fig. 1 and 2. If we calculate the unshielded and shielded average capture cross section for the energy interval over the range of temperatures shown in figs. 1 and 2, we obtain the results shown below in table 1.

What we see from these results is that the unshielded average capture cross section is virtually independent of temperature, being about 1 barn over the entire temperature range. In contrast the shielded average cross section varying by over a factor of three between the 0 K average (0.293 barns) and the 10 keV average (0.939 barns). **The point to learn from this is that without**

**including the effect of self-shielding in multi-group calculations, temperature has very little effect on the average cross sections, which is quite simply wrong for optically thick systems.**

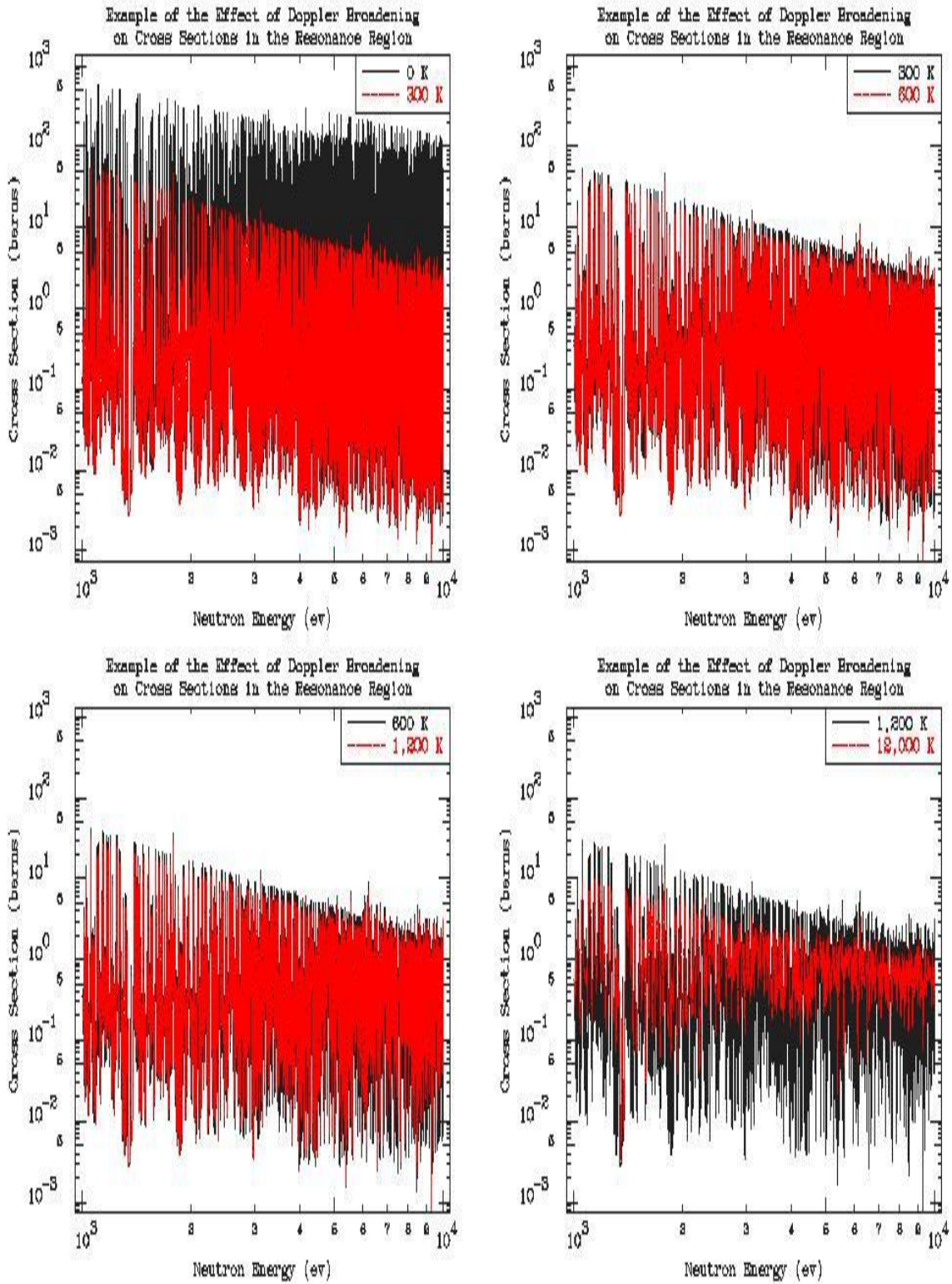
**Table 1: Effect of Temperature on Average Cross Sections**

| <b>Temp.</b>    | <b>Unshielded<br/>(barns)</b> | <b>Shielded<br/>(barns)</b> |
|-----------------|-------------------------------|-----------------------------|
| 0 K             | 0.996                         | 0.293                       |
| 293.6 K         | 0.966                         | 0.526                       |
| 600 K           | 0.996                         | 0.576                       |
| 1,200 K         | 0.996                         | 0.630                       |
| 12,000 K (1 eV) | 0.996                         | 0.799                       |
| 10 eV           | 0.998                         | 0.905                       |
| 100 eV          | 1.000                         | 0.933                       |
| 1 keV           | 1.004                         | 0.935                       |
| 10 keV          | 1.007                         | 0.939                       |

2) Another, less well known, effect of Doppler broadening is at lower energies where as temperature increases the low energy constant scattering cross section increases and at very low energies approaches a simple  $1/v$  shape (where  $v$  is the neutron speed); this effect is explained in detail in ref [R5]. Figure 3 illustrates the effect of temperature on the hydrogen total cross section. From this figure we can see that starting from a “cold” (0 Kelvin) cross section that is constant at about 20 barns, as temperature increases the cross section increases. Compared to the “cold” 20 barn cross section, at thermal energy the Doppler broadened cross section is about 30 barns, i.e., 50 % higher. Note also from this figure that this effect extends well above thermal energy. For example, at 293.6 Kelvin the thermal energy is 0.0253 eV, but we can see this effect up to about 1 eV; a factor of 400 higher in energy. From the lower half of figure 2 we can see that at very low energy the cross section approaches a simple  $1/v$  shape (where  $v$  is the neutron speed) and the cross sections at various temperatures become proportional to one another. This effect on the cross sections at low energy is very important for thermal and low energy neutron systems.

3) Yet another important effect of temperature is that at lower energies neutrons do not slow down in energy as quickly and neutron scatter can even result in the upscatter of neutrons, i.e., when neutrons scatter they can gain, rather than lose, energy. This is a well known effect at low energies, where thermal scattering law data or a free gas model is used to model the interaction of neutrons with target atoms that are moving about with thermal motion. Figure 4 illustrates the effect of temperature on the neutron spectrum over a wide range of temperatures [R7]. This effect can also be important at higher energies, particularly near narrow resonances, where thermal motion of the target atoms can cause neutrons to slightly upscatter, but even slight upscatter can cause a neutron to scatter from below to above the energy of a very narrow resonance. See reference [R6], below for a routine designed to be used in conjunction with the SIGMA1 method of Doppler broadening [R5], to handle neutron thermal scattering. This routine [R6] is completely compatible for use with the cross sections included here, since these cross sections were Doppler broadened using the SIGMA1 method [R5]. The combination of SIGMA1 [R5] Doppler broadened cross sections and THERMAL [R6] to handle thermal scattering, is currently used in the TART Monte Carlo transport code [R8].

**Fig.1: Effect of Doppler Broadening on Resonance Cross Sections**



**Fig.2: Effect of Doppler Broadening on Resonance Cross Sections**

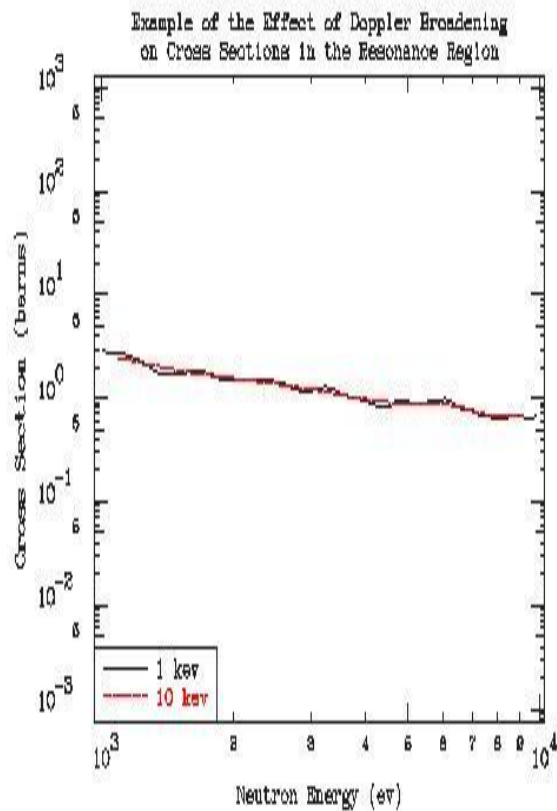
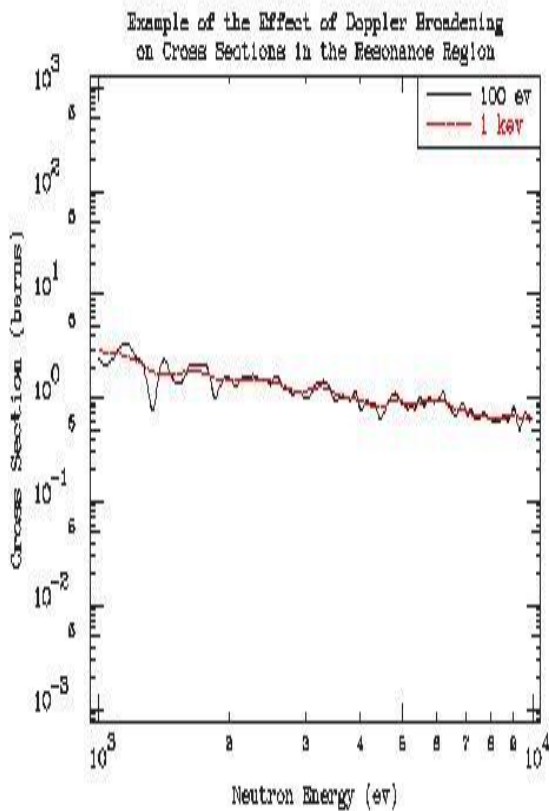
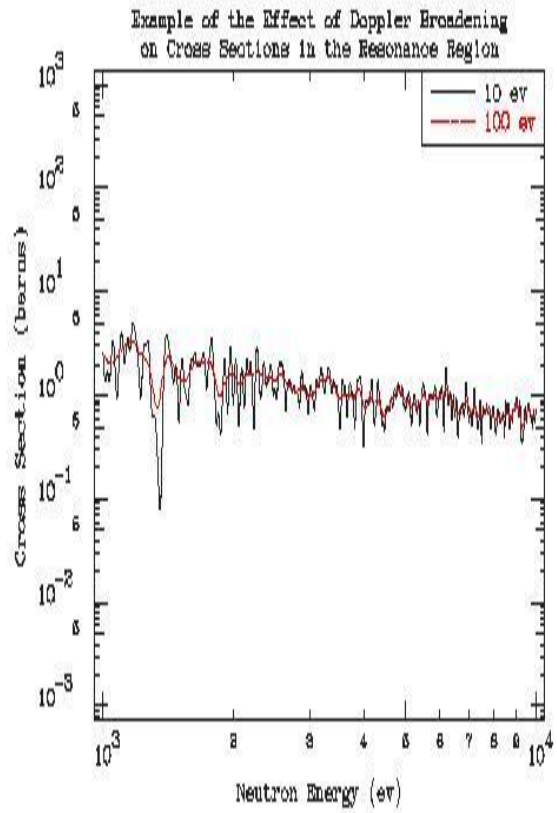
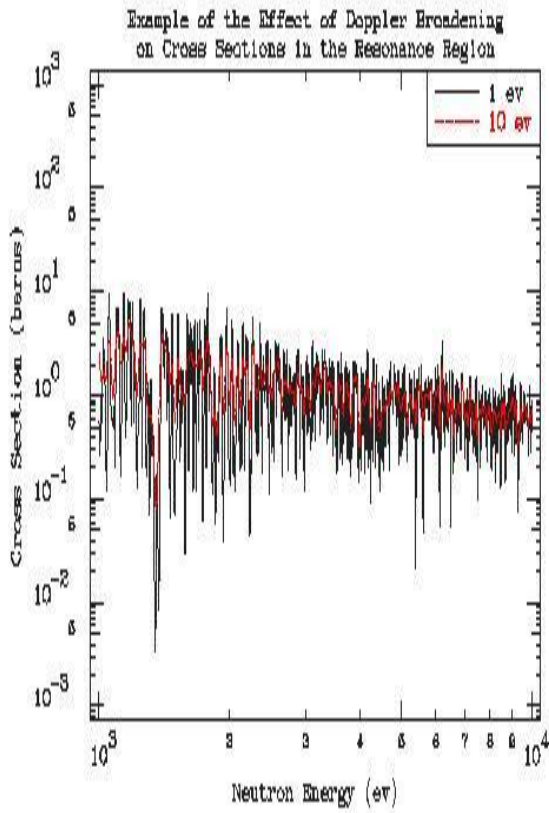
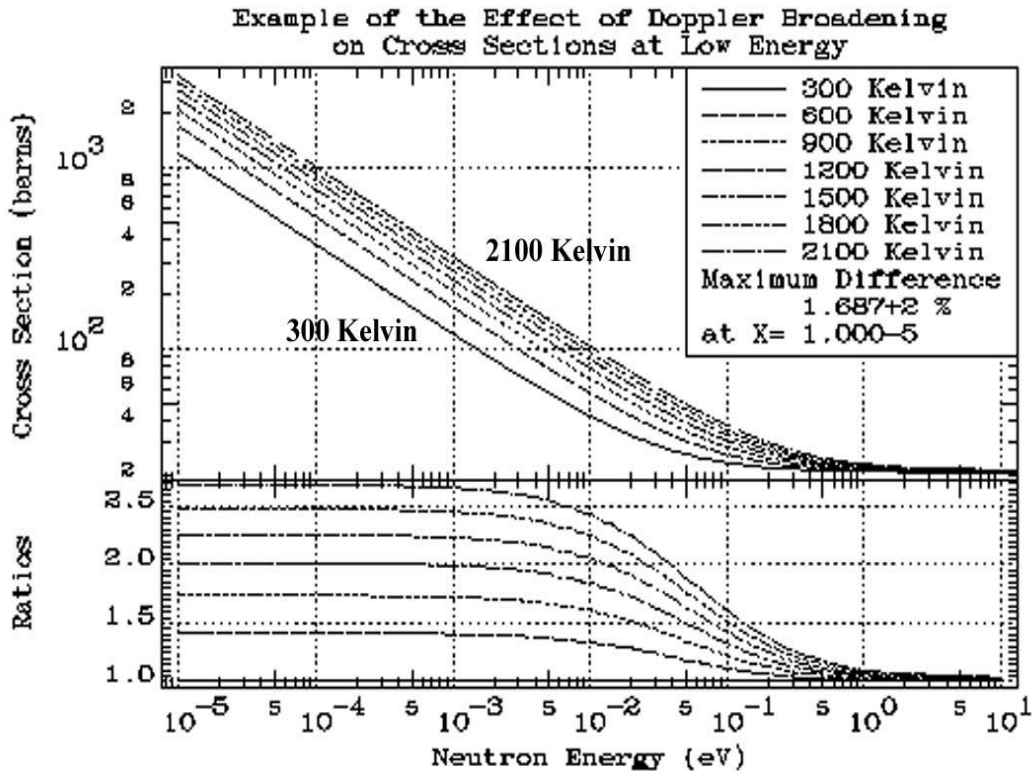
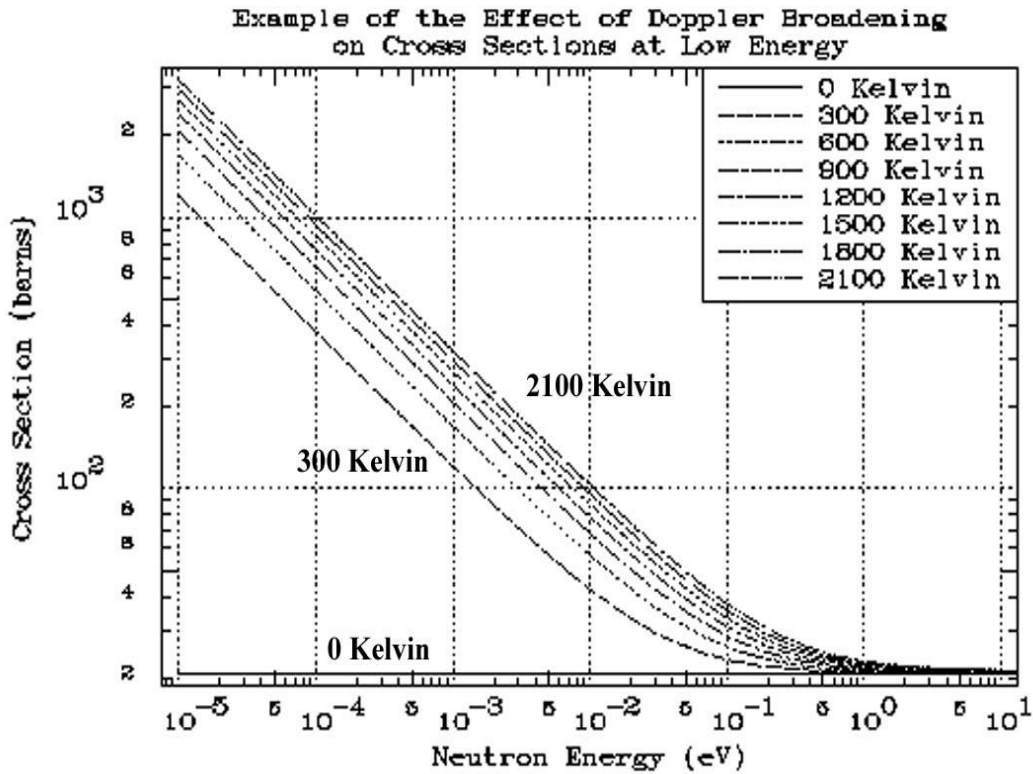


Fig.3: Effect of Doppler Broadening on Low Energy Cross Sections



**Fig.4: Effect of Doppler Broadening on Neutron Spectrum**

